

IAPMO RESEARCH AND TESTING, INC.

5001 East Philadelphia Street, Ontario, California 91761-2816 • (909) 472-4100 Fax (909) 472-4244 • www.iapmo.org



CERTIFICATE OF LISTING

IAPMO Research and Testing, Inc. is a product certification body which tests and inspects samples taken from the supplier's stock or from the market or a combination of both to verify compliance to the requirements of applicable codes and standards. This activity is coupled with periodic surveillance of the supplier's factory and warehouses as well as the assessment of the supplier's Quality Assurance System. This listing is subject to the conditions set forth in the characteristics below and is not to be construed as any recommendation, assurance or guarantee by IAPMO Research and Testing, Inc. of the product acceptance by Authorities Having Jurisdiction.

Effective Date: February 2013

Void After: February 2014

Product: Water Heaters Solar

File No. S-7524

Issued To: APRICUS SOLAR CO., LTD.
19 Pu Si Rd
Pukou New & High Tech, Development Zone
NANJING, CHINA 210061

IDENTIFICATION: Product shall be marked permanently and legibly with supplier's model name or number for the system. Product shall be marked permanently and legibly with collector name and model number, IAPMO R&T or SRCC collector certification number, number of collectors used in the system, and collector or system performance rating, cumulative for all collector in the system. Product shall be marked permanently and legibly with storage tank(s) name and model number, and volumetric capacity. Product shall be marked permanently and legibly with method of heat transfer to tank: direct or through a heat exchanger and model and type of heat exchanger where applicable. Product shall be marked permanently and legibly with pump(s) name and model number and rating where applicable. Product shall be marked permanently and legibly with controller name and model number, and operational type where applicable. Product shall be marked permanently and legibly with system diagram showing components and their interconnection. Product shall also bear the USEC® Certification Mark and Fluid Safety Labeling.

CHARACTERISTICS: Domestic solar water heating systems for residential and small commercial buildings, including drainback systems, conventional active systems, integral-collector-storage systems (ICS) and thermosyphon systems. Size, weight and capacity are as shown for each listed model. To be provided with a listed pressure relief valve at the solar collector and a listed temperature & pressure relief valve on auxiliary tanks. To be installed in accordance with the manufacturer's instructions and the provisions of the latest edition of the Uniform Solar Energy Code.

Products comply with the applicable sections of the latest edition of the


Chairman, Product Certification Committee


CEO, The IAPMO Group



This listing is for the period indicated herein and is void after the date shown above. Any change in material, manufacturing process, marking or design without having first obtained the approval of the Product Certification Committee, or any evidence of non-compliance with applicable codes and standards or of inferior workmanship, may be deemed sufficient cause for revocation of this listing. Reproduction of or reference to this form for advertising purposes may be made only by specific written permission of IAPMO Research and Testing, Inc. Any alteration of this certificate could be grounds for revocation of the listing.



IAPMO RESEARCH AND TESTING, INC.

CERTIFICATE OF LISTING

Void After: February 2014

Product: Water Heaters Solar

File No. S-7524

Issued To: APRICUS SOLAR CO., LTD.

Uniform Solar Energy Code®. Manufactured in compliance with
SRCC OG 300-2011 for all technical requirements.

MODELS:

System No.	Models	SEF
1	APSS_DBACK-C_AP30_FTD-E	1.8
2	APSS_DBACK-C_AP30_FTD_STD-G	1.3
3	APSS_DBACK-C_AP30_FTD_STD-E	1.6
4	APSS_DBACK_AP30_FTB-E	2.3
5	APSS_DBACK_AP30_FTT_TBGB	1.6
6	APSS_DBACK_AP30_FTB_STD-E	2.0
7	APSS_DBACK_AP30_FTB_STD-G	1.6
8	APSS_DBACK-C_AP60_FTD-E	9.4
9	APSS_DBACK-C_AP60_FTD_STD-G	3.3
10	APSS_DBACK-C_AP60_FTD_STD-E	3.9
11	APSS_DBACK_AP60_FTB-E	22.7
12	APSS_DBACK_AP60_FTT_TBGB	16.4
13	APSS_DBACK_AP60_FTB_STD-E	9.9
14	APSS_DBACK_AP60_FTB_STD-G	5.9
15	APSS_DBACK-C_AP20_FTD-E	1.4
16	APSS_DBACK-C_AP20_FTD_STD-G	1.0
17	APSS_DBACK-C_AP20_FTD_STD-E	1.3
18	APSS_DBACK_AP20_FTB-E	1.5
19	APSS_DBACK_AP20_FTB_STD-E	1.5
20	APSS_DBACK_AP20_FTB_STD-G	1.2



IAPMO RESEARCH AND TESTING, INC. CERTIFICATE OF LISTING

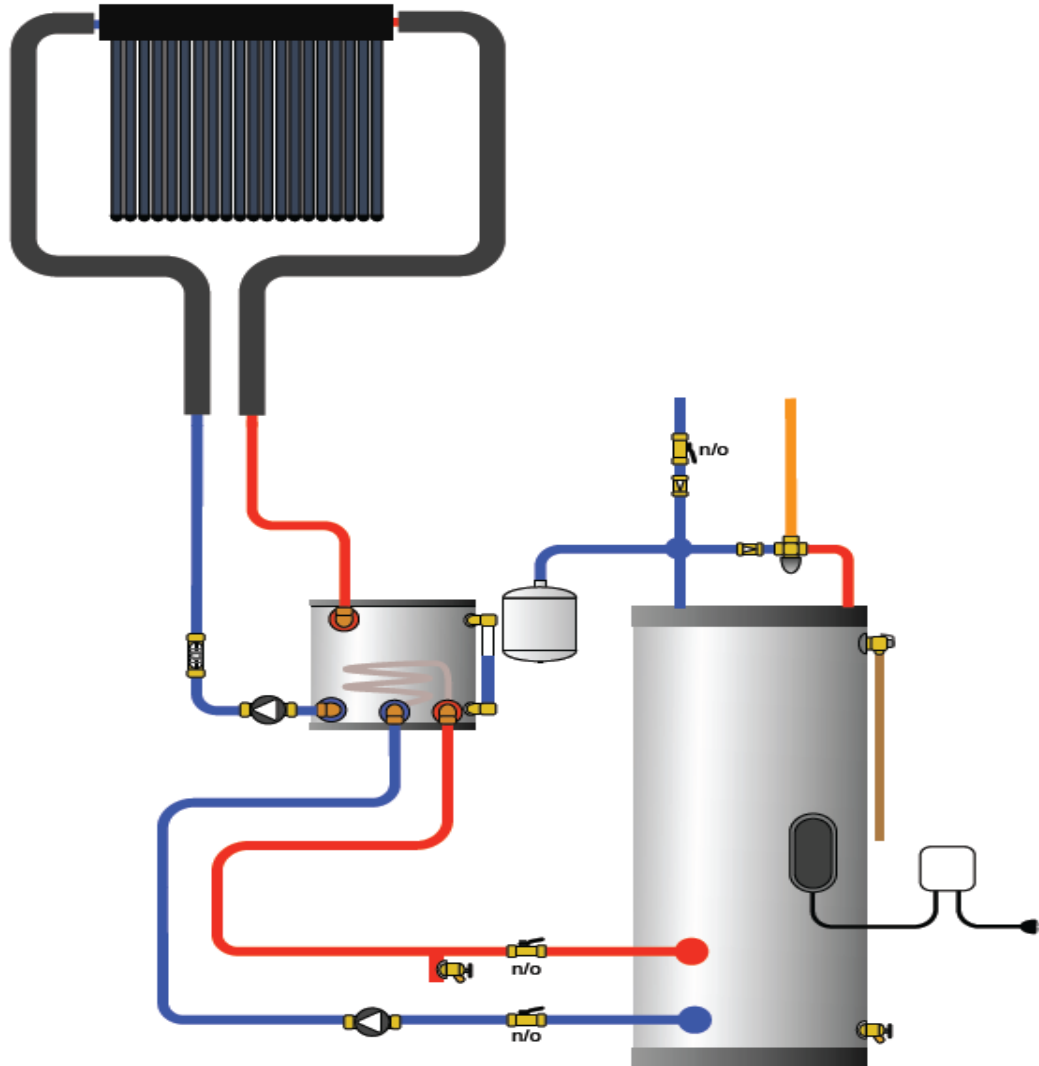
Void After: February 2014

File No. S-7524

Product: Water Heaters Solar

Issued To: APRICUS SOLAR CO., LTD.

System #1: APSS_DBACK-C_AP30_FTD-E





IAPMO RESEARCH AND TESTING, INC.

CERTIFICATE OF LISTING

Void After: February 2014

Product: Water Heaters Solar

File No. S-7524

Issued To: APRICUS SOLAR CO., LTD.

APSS_DBACK-C_AP30_FTD-E

State	City	Annual Savings (kWh)	Annual Solar Fraction
AZ	Flagstaff	3,156	0.66
AZ	Phoenix	3,022	0.88
AZ	Tucson	3,262	0.89
CA	Zone01	2,262	0.52
CA	Zone02	2,974	0.71
CA	Zone03	2,969	0.71
CA	Zone04	3,091	0.75
CA	Zone05	3,048	0.73
CA	Zone06	3,144	0.79
CA	Zone07	3,089	0.78
CA	Zone08	3,206	0.82
CA	Zone09	3,141	0.81
CA	Zone10	3,237	0.83
CA	Zone11	2,947	0.73
CA	Zone12	3,079	0.75
CA	Zone13	2,995	0.77
CA	Zone14	3,374	0.85
CA	Zone15	3,112	0.92
CA	Zone16	2,970	0.66
CO	Denver	2,939	0.64
DE	Wilmington	2,417	0.56
FL	Daytona Beach	2,725	0.76
FL	Jacksonville	2,603	0.71
FL	Miami	2,684	0.82
FL	Tampa	2,766	0.79
GA	Athens	2,628	0.66
GA	Atlanta	2,662	0.66



IAPMO RESEARCH AND TESTING, INC.

CERTIFICATE OF LISTING

Void After: February 2014

Product: Water Heaters Solar

File No. S-7524

Issued To: APRICUS SOLAR CO., LTD.

GA	Augusta	2,615	0.66
GA	Columbus	2,610	0.68
GA	Macon	2,603	0.67
GA	Savannah	2,655	0.70
HI	Honolulu	2,908	0.89
IL	Chicago	2,284	0.50
IL	Springfield	2,501	0.56
KS	Topeka	2,556	0.59
KY	Lexington	2,306	0.53
LA	New Orleans	2,588	0.71
MA	Boston	2,387	0.53
MD	Baltimore	2,405	0.56
ME	Caribou	2,230	0.44
ME	Portland	2,461	0.52
MI	Lansing	2,177	0.47
MN	StCloud	2,431	0.49
MO	Kansas City	2,560	0.59
MO	St. Louis	2,494	0.58
MS	Jackson	2,623	0.68
MS	Meridian	2,597	0.66
MT	Billings	2,577	0.55
MT	Helena	2,425	0.50
MT	Missoula	2,199	0.45
NC	Asheville	2,524	0.58
NC	Charlotte	2,621	0.64
NC	Greensboro	2,596	0.62
NC	Raleigh	2,612	0.63
NC	Wilmington	2,597	0.66
NH	Concord	2,405	0.50
NJ	Atlantic City	2,428	0.55



IAPMO RESEARCH AND TESTING, INC.

CERTIFICATE OF LISTING

Void After: February 2014

Product: Water Heaters Solar

File No. S-7524

Issued To: APRICUS SOLAR CO., LTD.

NJ	Newark	2,293	0.53
NM	Albuquerque	3,398	0.80
NV	Elko	2,845	0.60
NV	Ely	3,168	0.65
NV	Las Vegas	3,192	0.86
NV	Reno	3,136	0.69
NV	Tonopah	3,248	0.73
NV	Winnemucca	2,897	0.63
NY	Albany	2,233	0.48
NY	Binghamton	2,080	0.43
NY	Massena	2,213	0.45
NY	New York	2,331	0.53
NY	Rochester	2,074	0.45
NY	Syracuse	2,148	0.46
OR	Zone1	1,993	0.45
OR	Zone2	2,542	0.58
OR	Zone3	2,693	0.58
PA	Erie	2,098	0.45
PA	Harrisburg	2,325	0.53
PA	Philadelphia	2,351	0.54
PA	Pittsburgh	2,105	0.47
PA	Wilkesbarre	2,130	0.46
PR	San Juan	2,786	0.90
SC	Charleston	2,676	0.69
SC	Columbia	2,645	0.67
SC	Greenville	2,632	0.64
TN	Bristol	2,343	0.55
TN	Chattanooga	2,454	0.60
TN	Knoxville	2,375	0.57
TN	Memphis	2,677	0.68



IAPMO RESEARCH AND TESTING, INC.

CERTIFICATE OF LISTING

Void After: February 2014

Product: Water Heaters Solar

File No. S-7524

Issued To: APRICUS SOLAR CO., LTD.

TN	Nashville	2,567	0.62
TX	Amarillo	3,052	0.71
TX	Austin	2,709	0.74
TX	Brownsville	2,557	0.74
TX	El Paso	3,326	0.86
TX	Fort Worth	2,778	0.73
TX	Houston	2,460	0.67
TX	Midland	3,092	0.79
TX	San Antonio	2,733	0.75
TX	Waco	2,740	0.73
UT	Cedar City	3,117	0.69
UT	Salt Lake City	2,777	0.63
VA	Norfolk	2,501	0.61
VA	Richmond	2,499	0.60
VA	Roanoke	2,488	0.59
VA	Sterling	2,417	0.55
VT	Burlington	2,221	0.46
WA	Seattle	1,894	0.42
WI	Madison	2,370	0.50
WV	Charleston	2,213	0.51
WV	Elkins	2,117	0.46
WV	Huntington	2,258	0.53



IAPMO RESEARCH AND TESTING, INC. CERTIFICATE OF LISTING

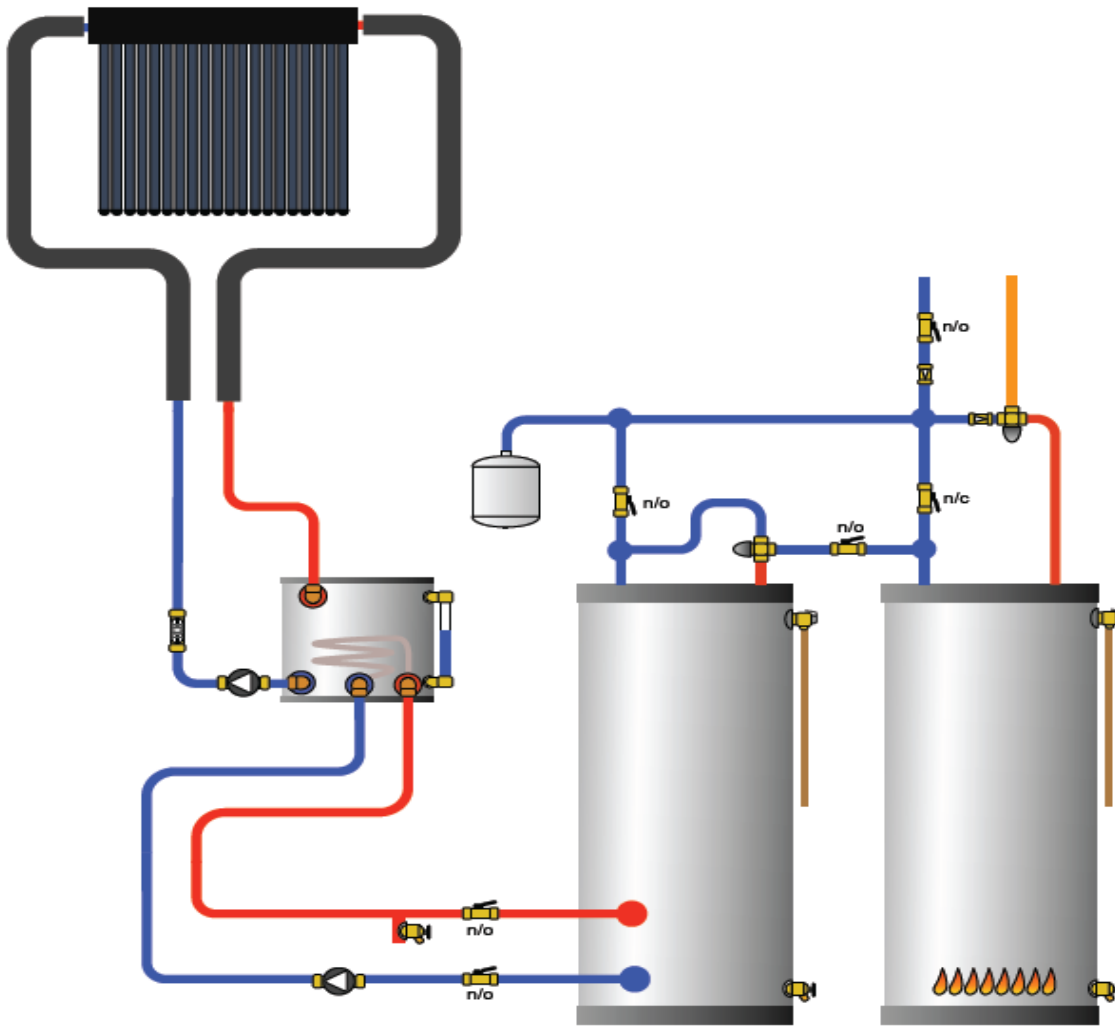
Void After: February 2014

Product: Water Heaters Solar

File No. S-7524

Issued To: APRICUS SOLAR CO., LTD.

System #2: APSS_DBACK-C_AP30_FTD_STD-G





IAPMO RESEARCH AND TESTING, INC.

CERTIFICATE OF LISTING

Void After: February 2014

Product: Water Heaters Solar

File No. S-7524

Issued To: APRICUS SOLAR CO., LTD.

APSS_DBACK-C_AP30_FTD_STD-G

State	City	Total Gas Savings (therm)	Annual Solar Fraction
AZ	Flagstaff	132	0.61
AZ	Phoenix	135	0.83
AZ	Tucson	141	0.83
CA	Zone01	96	0.48
CA	Zone02	124	0.64
CA	Zone03	124	0.64
CA	Zone04	129	0.68
CA	Zone05	127	0.66
CA	Zone06	131	0.71
CA	Zone07	129	0.70
CA	Zone08	134	0.73
CA	Zone09	132	0.73
CA	Zone10	137	0.76
CA	Zone11	128	0.69
CA	Zone12	133	0.71
CA	Zone13	132	0.73
CA	Zone14	146	0.79
CA	Zone15	140	0.87
CA	Zone16	124	0.60
CO	Denver	123	0.59
DE	Wilmington	102	0.51
FL	Daytona Beach	113	0.68
FL	Jacksonville	109	0.63
FL	Miami	112	0.72
FL	Tampa	115	0.70
GA	Athens	110	0.60



IAPMO RESEARCH AND TESTING, INC.

CERTIFICATE OF LISTING

Void After: February 2014

Product: Water Heaters Solar

File No. S-7524

Issued To: APRICUS SOLAR CO., LTD.

GA	Atlanta	111	0.60
GA	Augusta	110	0.59
GA	Columbus	109	0.61
GA	Macon	109	0.60
GA	Savannah	111	0.63
HI	Honolulu	121	0.78
IL	Chicago	97	0.47
IL	Springfield	106	0.52
KS	Topeka	108	0.54
KY	Lexington	98	0.49
LA	New Orleans	108	0.63
MA	Boston	101	0.49
MD	Baltimore	102	0.51
ME	Caribou	96	0.42
ME	Portland	104	0.48
MI	Lansing	93	0.44
MN	St. Cloud	103	0.46
MO	Kansas City	108	0.55
MO	St. Louis	105	0.53
MS	Jackson	110	0.61
MS	Meridian	109	0.60
MT	Billings	109	0.51
MT	Helena	103	0.47
MT	Missoula	93	0.42
NC	Asheville	107	0.54
NC	Charlotte	110	0.58
NC	Greensboro	109	0.56
NC	Raleigh	110	0.58
NC	Wilmington	109	0.60



IAPMO RESEARCH AND TESTING, INC.

CERTIFICATE OF LISTING

Void After: February 2014

Product: Water Heaters Solar

File No. S-7524

Issued To: APRICUS SOLAR CO., LTD.

NH	Concord	102	0.47
NJ	Atlantic City	103	0.51
NJ	Newark	97	0.49
NM	Albuquerque	142	0.73
NV	Elko	120	0.56
NV	Ely	133	0.60
NV	Las Vegas	140	0.81
NV	Reno	131	0.64
NV	Tonopah	136	0.67
NV	Winnemucca	122	0.59
NY	Albany	95	0.45
NY	Binghamton	89	0.41
NY	Massena	94	0.43
NY	New York	99	0.49
NY	Rochester	88	0.42
NY	Syracuse	91	0.43
OR	Zone1	85	0.42
OR	Zone2	107	0.53
OR	Zone3	113	0.53
PA	Erie	89	0.42
PA	Harrisburg	99	0.49
PA	Philadelphia	100	0.50
PA	Pittsburgh	90	0.43
PA	Wilkesbarre	91	0.43
PR	San Juan	116	0.78
SC	Charleston	112	0.63
SC	Columbia	111	0.61
SC	Greenville	110	0.59
TN	Bristol	99	0.50
TN	Chattanooga	103	0.55
TN	Knoxville	100	0.52



IAPMO RESEARCH AND TESTING, INC.

CERTIFICATE OF LISTING

Void After: February 2014

Product: Water Heaters Solar

File No. S-7524

Issued To: APRICUS SOLAR CO., LTD.

TN	Memphis	112	0.61
TN	Nashville	108	0.57
TX	Amarillo	127	0.65
TX	Austin	114	0.67
TX	Brownsville	107	0.66
TX	El Paso	142	0.79
TX	Fort Worth	117	0.66
TX	Houston	103	0.60
TX	Midland	130	0.71
TX	San Antonio	115	0.67
TX	Waco	116	0.66
UT	Cedar City	130	0.63
UT	Salt Lake City	117	0.58
VA	Norfolk	105	0.56
VA	Richmond	105	0.55
VA	Roanoke	105	0.54
VA	Sterling	102	0.51
VT	Burlington	95	0.43
WA	Seattle	81	0.40
WI	Madison	101	0.47
WV	Charleston	94	0.47
WV	Elkins	90	0.43
WV	Huntington	96	0.49



IAPMO RESEARCH AND TESTING, INC. CERTIFICATE OF LISTING

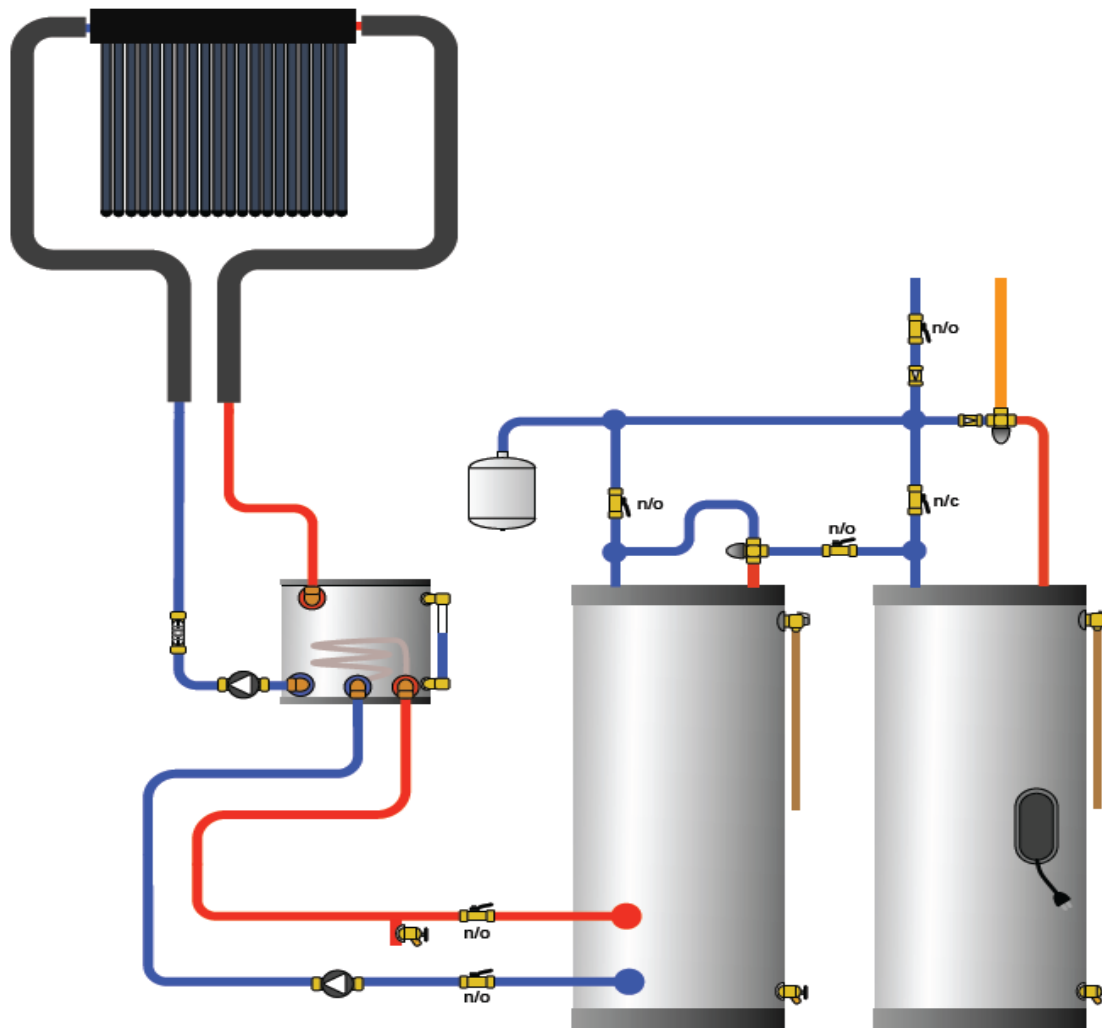
Void After: February 2014

Product: Water Heaters Solar

File No. S-7524

Issued To: APRICUS SOLAR CO., LTD.

System #3: APSS_DBACK-C_AP30_FTD_STD-E





IAPMO RESEARCH AND TESTING, INC.

CERTIFICATE OF LISTING

Void After: February 2014

Product: Water Heaters Solar

File No. S-7524

Issued To: APRICUS SOLAR CO., LTD.

APSS_DBACK-C_AP30_FTD_STD-E

State	City	Annual Savings (kWh)	Annual Solar Fraction
AZ	Flagstaff	2,951	0.60
AZ	Phoenix	3,053	0.83
AZ	Tucson	3,192	0.83
CA	Zone01	2,141	0.47
CA	Zone02	2,788	0.64
CA	Zone03	2,775	0.64
CA	Zone04	2,898	0.68
CA	Zone05	2,840	0.66
CA	Zone06	2,947	0.71
CA	Zone07	2,887	0.70
CA	Zone08	3,004	0.73
CA	Zone09	2,979	0.73
CA	Zone10	3,079	0.76
CA	Zone11	2,894	0.69
CA	Zone12	3,003	0.71
CA	Zone13	2,981	0.74
CA	Zone14	3,312	0.80
CA	Zone15	3,168	0.87
CA	Zone16	2,784	0.60
CO	Denver	2,754	0.59
DE	Wilmington	2,282	0.51
FL	Daytona Beach	2,555	0.68
FL	Jacksonville	2,442	0.63
FL	Miami	2,525	0.72
FL	Tampa	2,591	0.70
GA	Athens	2,466	0.59
GA	Atlanta	2,495	0.59



IAPMO RESEARCH AND TESTING, INC.

CERTIFICATE OF LISTING

Void After: February 2014

Product: Water Heaters Solar

File No. S-7524

Issued To: APRICUS SOLAR CO., LTD.

GA	Augusta	2,455	0.59
GA	Columbus	2,450	0.60
GA	Macon	2,441	0.60
GA	Savannah	2,491	0.63
HI	Honolulu	2,742	0.78
IL	Chicago	2,158	0.46
IL	Springfield	2,356	0.52
KS	Topeka	2,406	0.54
KY	Lexington	2,178	0.49
LA	New Orleans	2,445	0.63
MA	Boston	2,253	0.49
MD	Baltimore	2,273	0.51
ME	Caribou	2,104	0.41
ME	Portland	2,319	0.48
MI	Lansing	2,056	0.43
MN	St. Cloud	2,287	0.46
MO	Kansas City	2,407	0.54
MO	St. Louis	2,347	0.53
MS	Jackson	2,474	0.61
MS	Meridian	2,446	0.60
MT	Billings	2,416	0.50
MT	Helena	2,273	0.46
MT	Missoula	2,064	0.42
NC	Asheville	2,379	0.53
NC	Charlotte	2,456	0.58
NC	Greensboro	2,442	0.56
NC	Raleigh	2,455	0.57
NC	Wilmington	2,443	0.59
NH	Concord	2,264	0.47
NJ	Atlantic City	2,289	0.51



IAPMO RESEARCH AND TESTING, INC.

CERTIFICATE OF LISTING

Void After: February 2014

Product: Water Heaters Solar

File No. S-7524

Issued To: APRICUS SOLAR CO., LTD.

NJ	Newark	2,168	0.48
NM	Albuquerque	3,191	0.72
NV	Elko	2,666	0.55
NV	Ely	2,961	0.60
NV	Las Vegas	3,167	0.81
NV	Reno	2,936	0.63
NV	Tonopah	3,054	0.67
NV	Winnemucca	2,730	0.58
NY	Albany	2,109	0.44
NY	Binghamton	1,969	0.40
NY	Massena	2,090	0.42
NY	New York	2,199	0.49
NY	Rochester	1,962	0.41
NY	Syracuse	2,030	0.42
OR	Zone1	1,880	0.42
OR	Zone2	2,390	0.53
OR	Zone3	2,521	0.53
PA	Erie	1,984	0.42
PA	Harrisburg	2,197	0.48
PA	Philadelphia	2,219	0.49
PA	Pittsburgh	1,990	0.43
PA	Wilkesbarre	2,017	0.43
PR	San Juan	2,623	0.78
SC	Charleston	2,516	0.62
SC	Columbia	2,483	0.60
SC	Greenville	2,473	0.58
TN	Bristol	2,211	0.50
TN	Chattanooga	2,306	0.54
TN	Knoxville	2,240	0.52
TN	Memphis	2,526	0.61



IAPMO RESEARCH AND TESTING, INC.

CERTIFICATE OF LISTING

Void After: February 2014

Product: Water Heaters Solar

File No. S-7524

Issued To: APRICUS SOLAR CO., LTD.

TN	Nashville	2,418	0.56
TX	Amarillo	2,849	0.64
TX	Austin	2,571	0.67
TX	Brownsville	2,423	0.66
TX	El Paso	3,205	0.79
TX	Fort Worth	2,638	0.66
TX	Houston	2,318	0.60
TX	Midland	2,925	0.71
TX	San Antonio	2,589	0.67
TX	Waco	2,608	0.66
UT	Cedar City	2,911	0.63
UT	Salt Lake City	2,610	0.57
VA	Norfolk	2,357	0.55
VA	Richmond	2,356	0.54
VA	Roanoke	2,344	0.53
VA	Sterling	2,281	0.51
VT	Burlington	2,094	0.43
WA	Seattle	1,791	0.39
WI	Madison	2,228	0.46
WV	Charleston	2,090	0.47
WV	Elkins	2,005	0.42
WV	Huntington	2,133	0.48



IAPMO RESEARCH AND TESTING, INC. CERTIFICATE OF LISTING

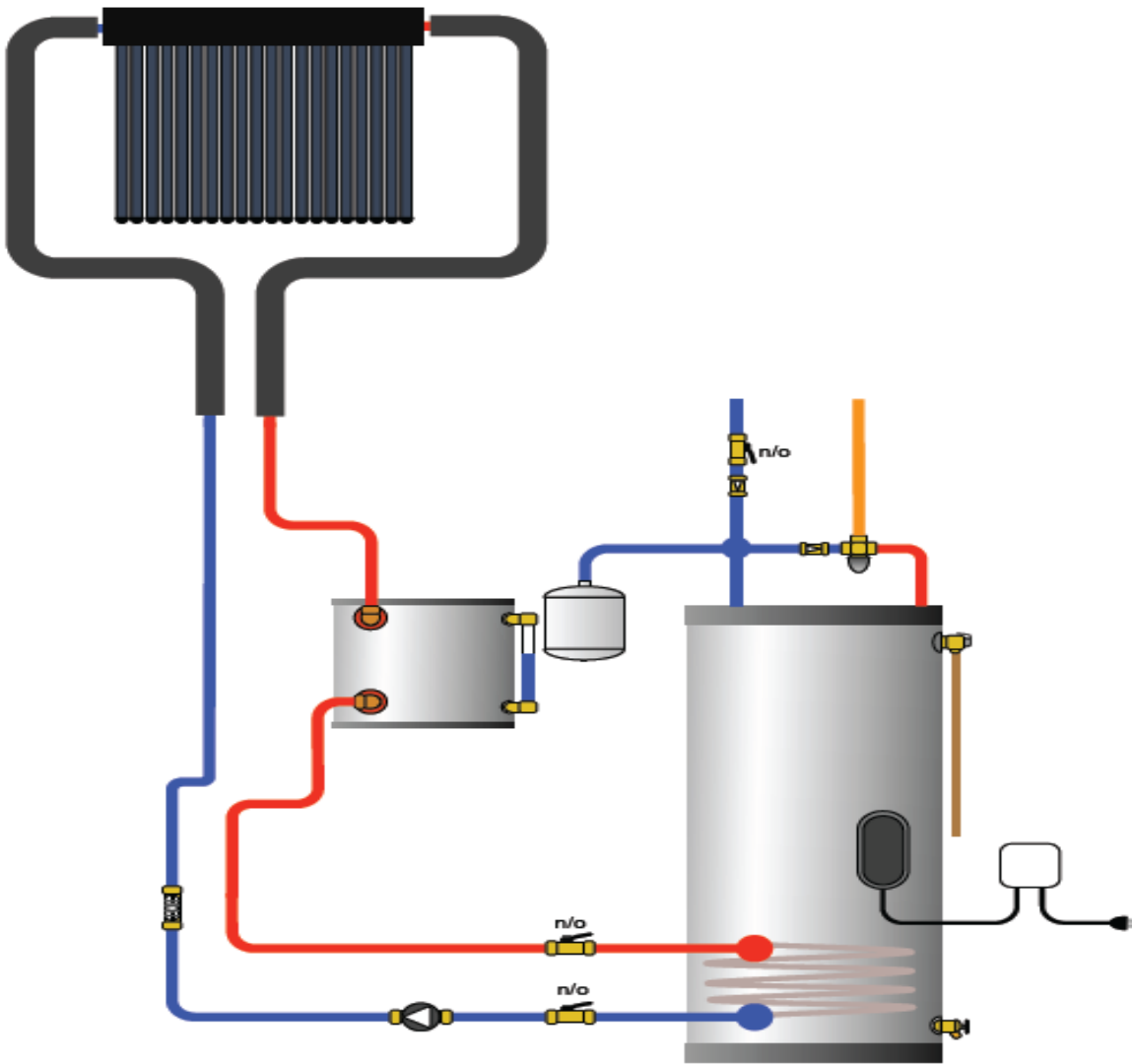
Void After: February 2014

File No. S-7524

Product: Water Heaters Solar

Issued To: APRICUS SOLAR CO., LTD.

System #4: APSS_DBACK_AP30_FTB-E





IAPMO RESEARCH AND TESTING, INC.

CERTIFICATE OF LISTING

Void After: February 2014

Product: Water Heaters Solar

File No. S-7524

Issued To: APRICUS SOLAR CO., LTD.

APSS_DBACK_AP30_FTB-E

State	City	Annual Savings (kWh)	Annual Solar Fraction
AZ	Flagstaff	3,512	0.71
AZ	Phoenix	3,206	0.90
AZ	Tucson	3,477	0.92
CA	Zone01	2,513	0.56
CA	Zone02	3,230	0.74
CA	Zone03	3,275	0.76
CA	Zone04	3,350	0.79
CA	Zone05	3,382	0.78
CA	Zone06	3,440	0.83
CA	Zone07	3,385	0.83
CA	Zone08	3,489	0.86
CA	Zone09	3,387	0.84
CA	Zone10	3,497	0.87
CA	Zone11	3,155	0.76
CA	Zone12	3,294	0.78
CA	Zone13	3,193	0.80
CA	Zone14	3,606	0.87
CA	Zone15	3,288	0.94
CA	Zone16	3,241	0.69
CO	Denver	3,265	0.69
DE	Wilmington	2,683	0.60
FL	Daytona Beach	2,969	0.81
FL	Jacksonville	2,857	0.75
FL	Miami	2,911	0.86
FL	Tampa	3,005	0.83
GA	Athens	2,900	0.70
GA	Atlanta	2,947	0.71



IAPMO RESEARCH AND TESTING, INC.

CERTIFICATE OF LISTING

Void After: February 2014

Product: Water Heaters Solar

File No. S-7524

Issued To: APRICUS SOLAR CO., LTD.

GA	Augusta	2,883	0.70
GA	Columbus	2,865	0.72
GA	Macon	2,863	0.71
GA	Savannah	2,917	0.74
HI	Honolulu	3,119	0.93
IL	Chicago	2,535	0.54
IL	Springfield	2,772	0.60
KS	Topeka	2,834	0.63
KY	Lexington	2,556	0.57
LA	New Orleans	2,833	0.75
MA	Boston	2,656	0.57
MD	Baltimore	2,670	0.60
ME	Caribou	2,484	0.47
ME	Portland	2,736	0.56
MI	Lansing	2,412	0.50
MN	StCloud	2,701	0.53
MO	Kansas City	2,832	0.63
MO	St. Louis	2,760	0.62
MS	Jackson	2,883	0.72
MS	Meridian	2,851	0.70
MT	Billings	2,862	0.59
MT	Helena	2,690	0.54
MT	Missoula	2,437	0.49
NC	Asheville	2,804	0.62
NC	Charlotte	2,900	0.69
NC	Greensboro	2,868	0.66
NC	Raleigh	2,888	0.68
NC	Wilmington	2,866	0.71
NH	Concord	2,672	0.54



IAPMO RESEARCH AND TESTING, INC.

CERTIFICATE OF LISTING

Void After: February 2014

Product: Water Heaters Solar

File No. S-7524

Issued To: APRICUS SOLAR CO., LTD.

NJ	Atlantic City	2,692	0.59
NJ	Newark	2,546	0.56
NM	Albuquerque	3,706	0.84
NV	Elko	3,149	0.64
NV	Ely	3,518	0.70
NV	Las Vegas	3,414	0.89
NV	Reno	3,447	0.73
NV	Tonopah	3,562	0.77
NV	Winnemucca	3,180	0.67
NY	Albany	2,477	0.51
NY	Binghamton	2,308	0.47
NY	Massena	2,457	0.49
NY	New York	2,586	0.57
NY	Rochester	2,301	0.48
NY	Syracuse	2,385	0.49
OR	Zone1	2,208	0.49
OR	Zone2	2,786	0.61
OR	Zone3	2,977	0.62
PA	Erie	2,333	0.48
PA	Harrisburg	2,579	0.56
PA	Philadelphia	2,609	0.58
PA	Pittsburgh	2,334	0.50
PA	Wilkesbarre	2,364	0.49
PR	San Juan	2,986	0.93
SC	Charleston	2,954	0.74
SC	Columbia	2,911	0.71
SC	Greenville	2,903	0.69
TN	Bristol	2,595	0.58
TN	Chattanooga	2,710	0.64



IAPMO RESEARCH AND TESTING, INC.

CERTIFICATE OF LISTING

Void After: February 2014

Product: Water Heaters Solar

File No. S-7524

Issued To: APRICUS SOLAR CO., LTD.

TN	Knoxville	2,632	0.61
TN	Memphis	2,938	0.72
TN	Nashville	2,830	0.66
TX	Amarillo	3,361	0.76
TX	Austin	2,930	0.77
TX	Brownsville	2,767	0.78
TX	El Paso	3,569	0.89
TX	Fort Worth	3,019	0.77
TX	Houston	2,687	0.71
TX	Midland	3,354	0.82
TX	San Antonio	2,954	0.78
TX	Waco	2,975	0.76
UT	Cedar City	3,451	0.73
UT	Salt Lake City	3,057	0.67
VA	Norfolk	2,770	0.65
VA	Richmond	2,765	0.64
VA	Roanoke	2,758	0.63
VA	Sterling	2,681	0.59
VT	Burlington	2,466	0.50
WA	Seattle	2,102	0.45
WI	Madison	2,635	0.54
WV	Charleston	2,449	0.55
WV	Elkins	2,347	0.49
WV	Huntington	2,500	0.56



IAPMO RESEARCH AND TESTING, INC. CERTIFICATE OF LISTING

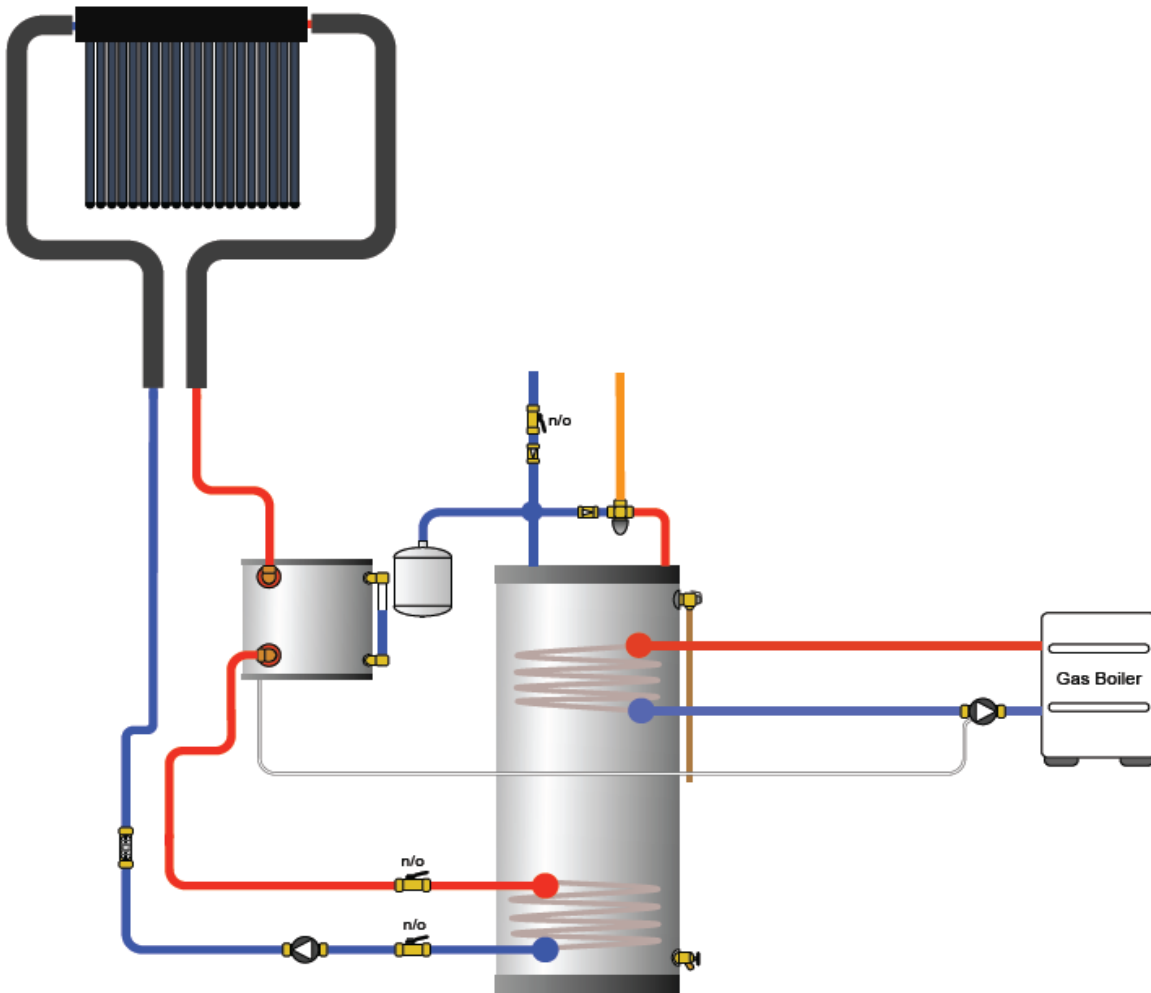
Void After: February 2014

Product: Water Heaters Solar

File No. S-7524

Issued To: APRICUS SOLAR CO., LTD.

System #5: APSS_DBACK_AP30_FTT_TBGB





IAPMO RESEARCH AND TESTING, INC.

CERTIFICATE OF LISTING

Void After: February 2014

Product: Water Heaters Solar

File No. S-7524

Issued To: APRICUS SOLAR CO., LTD.

APSS_DBACK_AP30_FTT_TBGB

State	City	Total Gas Savings (therm)	Annual Solar Fraction
AZ	Flagstaff	145	0.67
AZ	Phoenix	139	0.89
AZ	Tucson	150	0.90
CA	Zone01	102	0.52
CA	Zone02	137	0.72
CA	Zone03	136	0.72
CA	Zone04	142	0.76
CA	Zone05	140	0.74
CA	Zone06	145	0.80
CA	Zone07	143	0.79
CA	Zone08	148	0.83
CA	Zone09	145	0.82
CA	Zone10	150	0.84
CA	Zone11	135	0.74
CA	Zone12	141	0.76
CA	Zone13	137	0.78
CA	Zone14	155	0.85
CA	Zone15	144	0.92
CA	Zone16	136	0.66
CO	Denver	135	0.65
DE	Wilmington	110	0.56
FL	Daytona Beach	126	0.77
FL	Jacksonville	120	0.71
FL	Miami	124	0.82
FL	Tampa	128	0.80
GA	Athens	121	0.66
GA	Atlanta	123	0.67



IAPMO RESEARCH AND TESTING, INC.

CERTIFICATE OF LISTING

Void After: February 2014

Product: Water Heaters Solar

File No. S-7524

Issued To: APRICUS SOLAR CO., LTD.

GA	Augusta	120	0.66
GA	Columbus	120	0.68
GA	Macon	120	0.68
GA	Savannah	122	0.71
HI	Honolulu	134	0.90
IL	Chicago	104	0.50
IL	Springfield	115	0.57
KS	Topeka	117	0.59
KY	Lexington	105	0.53
LA	New Orleans	119	0.71
MA	Boston	108	0.53
MD	Baltimore	110	0.56
ME	Caribou	102	0.44
ME	Portland	112	0.52
MI	Lansing	98	0.47
MN	St. Cloud	111	0.50
MO	Kansas City	118	0.60
MO	St. Louis	114	0.59
MS	Jackson	120	0.68
MS	Meridian	119	0.67
MT	Billings	117	0.55
MT	Helena	111	0.51
MT	Missoula	100	0.46
NC	Asheville	116	0.59
NC	Charlotte	120	0.65
NC	Greensboro	119	0.62
NC	Raleigh	120	0.64
NC	Wilmington	119	0.67
NH	Concord	109	0.51
NJ	Atlantic City	110	0.56



IAPMO RESEARCH AND TESTING, INC.

CERTIFICATE OF LISTING

Void After: February 2014

Product: Water Heaters Solar

File No. S-7524

Issued To: APRICUS SOLAR CO., LTD.

NJ	Newark	105	0.53
NM	Albuquerque	157	0.81
NV	Elko	130	0.61
NV	Ely	146	0.66
NV	Las Vegas	147	0.87
NV	Reno	144	0.70
NV	Tonopah	149	0.74
NV	Winnemucca	133	0.64
NY	Albany	101	0.48
NY	Binghamton	94	0.43
NY	Massena	101	0.46
NY	New York	106	0.54
NY	Rochester	94	0.45
NY	Syracuse	97	0.46
OR	Zone1	89	0.45
OR	Zone2	116	0.58
OR	Zone3	123	0.58
PA	Erie	95	0.45
PA	Harrisburg	106	0.53
PA	Philadelphia	107	0.54
PA	Pittsburgh	95	0.47
PA	Wilkesbarre	96	0.46
PR	San Juan	128	0.89
SC	Charleston	123	0.70
SC	Columbia	122	0.68
SC	Greenville	121	0.65
TN	Bristol	107	0.55
TN	Chattanooga	113	0.61
TN	Knoxville	108	0.58
TN	Memphis	123	0.68



IAPMO RESEARCH AND TESTING, INC.

CERTIFICATE OF LISTING

Void After: February 2014

Product: Water Heaters Solar

File No. S-7524

Issued To: APRICUS SOLAR CO., LTD.

TN	Nashville	117	0.63
TX	Amarillo	141	0.72
TX	Austin	124	0.75
TX	Brownsville	118	0.75
TX	El Paso	153	0.87
TX	Fort Worth	128	0.74
TX	Houston	113	0.67
TX	Midland	143	0.80
TX	San Antonio	126	0.75
TX	Waco	126	0.73
UT	Cedar City	144	0.70
UT	Salt Lake City	128	0.63
VA	Norfolk	114	0.62
VA	Richmond	114	0.60
VA	Roanoke	114	0.59
VA	Sterling	110	0.56
VT	Burlington	101	0.46
WA	Seattle	85	0.42
WI	Madison	108	0.50
WV	Charleston	100	0.51
WV	Elkins	96	0.46
WV	Huntington	102	0.53



IAPMO RESEARCH AND TESTING, INC. CERTIFICATE OF LISTING

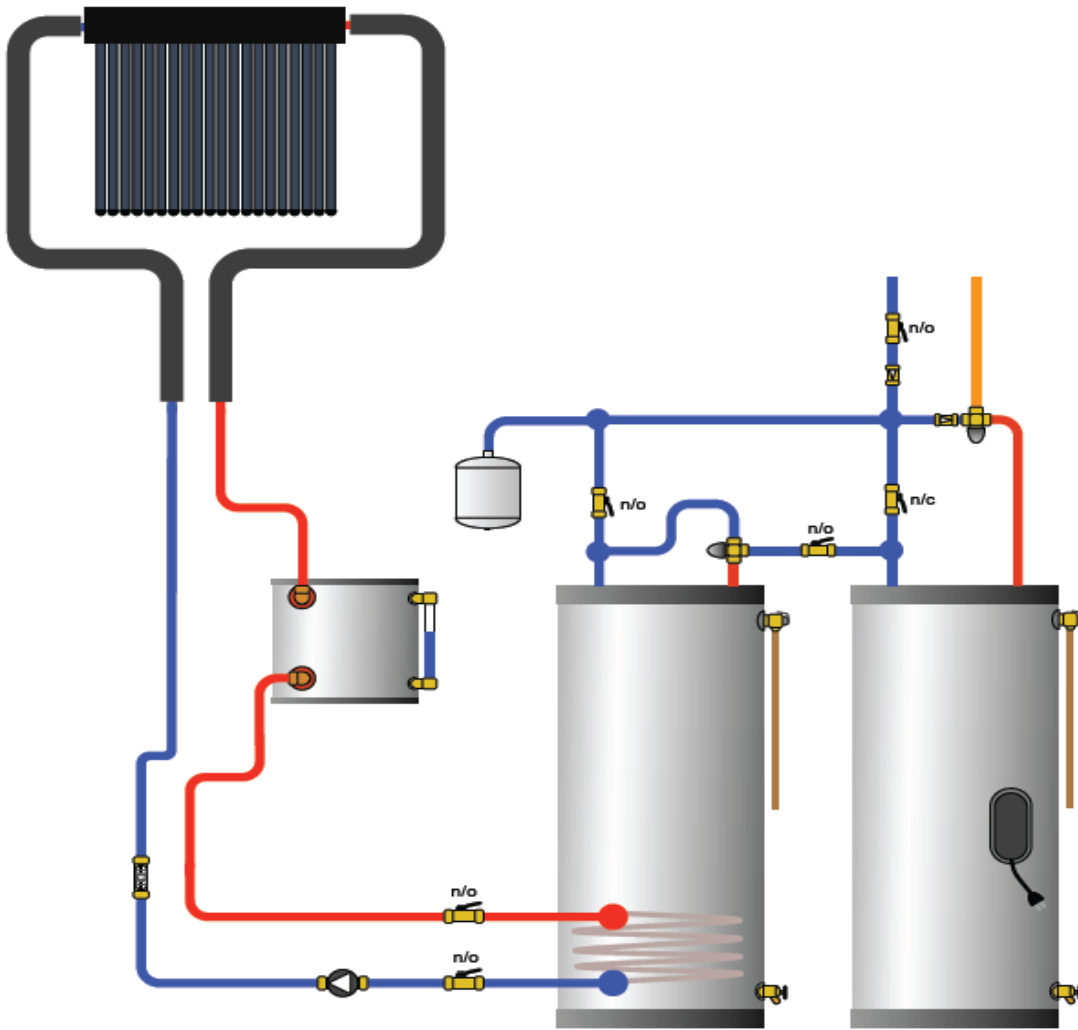
Void After: February 2014

Product: Water Heaters Solar

File No. S-7524

Issued To: APRICUS SOLAR CO., LTD.

System #6: APSS_DBACK_AP30_FTB_STD-E





IAPMO RESEARCH AND TESTING, INC.

CERTIFICATE OF LISTING

Void After: February 2014

Product: Water Heaters Solar

File No. S-7524

Issued To: APRICUS SOLAR CO., LTD.

APSS_DBACK_AP30_FTB_STD-E

State	City	Annual Savings (kWh)	Annual Solar Fraction
AZ	Flagstaff	3,237	0.66
AZ	Phoenix	3,186	0.87
AZ	Tucson	3,396	0.88
CA	Zone01	2,329	0.51
CA	Zone02	3,043	0.70
CA	Zone03	3,041	0.70
CA	Zone04	3,164	0.74
CA	Zone05	3,115	0.72
CA	Zone06	3,221	0.77
CA	Zone07	3,158	0.77
CA	Zone08	3,279	0.80
CA	Zone09	3,244	0.80
CA	Zone10	3,345	0.82
CA	Zone11	3,072	0.73
CA	Zone12	3,203	0.75
CA	Zone13	3,136	0.77
CA	Zone14	3,514	0.84
CA	Zone15	3,299	0.91
CA	Zone16	3,048	0.65
CO	Denver	3,020	0.64
DE	Wilmington	2,490	0.55
FL	Daytona Beach	2,773	0.74
FL	Jacksonville	2,649	0.68
FL	Miami	2,730	0.78
FL	Tampa	2,809	0.76
GA	Athens	2,687	0.64
GA	Atlanta	2,726	0.65



IAPMO RESEARCH AND TESTING, INC.

CERTIFICATE OF LISTING

Void After: February 2014

Product: Water Heaters Solar

File No. S-7524

Issued To: APRICUS SOLAR CO., LTD.

GA	Augusta	2,672	0.64
GA	Columbus	2,664	0.66
GA	Macon	2,660	0.65
GA	Savannah	2,708	0.68
HI	Honolulu	2,963	0.85
IL	Chicago	2,355	0.50
IL	Springfield	2,579	0.56
KS	Topeka	2,629	0.58
KY	Lexington	2,370	0.53
LA	New Orleans	2,651	0.68
MA	Boston	2,465	0.53
MD	Baltimore	2,479	0.55
ME	Caribou	2,309	0.45
ME	Portland	2,540	0.52
MI	Lansing	2,240	0.47
MN	St. Cloud	2,505	0.50
MO	Kansas City	2,630	0.59
MO	St. Louis	2,562	0.58
MS	Jackson	2,690	0.66
MS	Meridian	2,660	0.65
MT	Billings	2,646	0.55
MT	Helena	2,490	0.50
MT	Missoula	2,259	0.46
NC	Asheville	2,595	0.58
NC	Charlotte	2,684	0.63
NC	Greensboro	2,665	0.61
NC	Raleigh	2,677	0.62
NC	Wilmington	2,660	0.65
NH	Concord	2,482	0.51



IAPMO RESEARCH AND TESTING, INC.

CERTIFICATE OF LISTING

Void After: February 2014

Product: Water Heaters Solar

File No. S-7524

Issued To: APRICUS SOLAR CO., LTD.

NJ	Atlantic City	2,495	0.55
NJ	Newark	2,364	0.52
NM	Albuquerque	3,495	0.79
NV	Elko	2,928	0.60
NV	Ely	3,262	0.65
NV	Las Vegas	3,349	0.86
NV	Reno	3,222	0.69
NV	Tonopah	3,344	0.73
NV	Winnemucca	2,986	0.63
NY	Albany	2,299	0.48
NY	Binghamton	2,146	0.44
NY	Massena	2,287	0.46
NY	New York	2,396	0.53
NY	Rochester	2,136	0.45
NY	Syracuse	2,217	0.46
OR	Zone1	2,044	0.45
OR	Zone2	2,610	0.57
OR	Zone3	2,765	0.58
PA	Erie	2,160	0.45
PA	Harrisburg	2,396	0.52
PA	Philadelphia	2,421	0.54
PA	Pittsburgh	2,162	0.46
PA	Wilkesbarre	2,198	0.46
PR	San Juan	2,830	0.85
SC	Charleston	2,737	0.68
SC	Columbia	2,704	0.65
SC	Greenville	2,697	0.63
TN	Bristol	2,409	0.54
TN	Chattanooga	2,513	0.59
TN	Knoxville	2,436	0.56



IAPMO RESEARCH AND TESTING, INC.

CERTIFICATE OF LISTING

Void After: February 2014

Product: Water Heaters Solar

File No. S-7524

Issued To: APRICUS SOLAR CO., LTD.

TN	Memphis	2,754	0.67
TN	Nashville	2,643	0.61
TX	Amarillo	3,122	0.70
TX	Austin	2,784	0.72
TX	Brownsville	2,608	0.72
TX	El Paso	3,458	0.86
TX	Fort Worth	2,864	0.72
TX	Houston	2,511	0.65
TX	Midland	3,178	0.77
TX	San Antonio	2,806	0.73
TX	Waco	2,826	0.71
UT	Cedar City	3,194	0.68
UT	Salt Lake City	2,855	0.62
VA	Norfolk	2,566	0.60
VA	Richmond	2,564	0.59
VA	Roanoke	2,554	0.58
VA	Sterling	2,486	0.55
VT	Burlington	2,290	0.47
WA	Seattle	1,952	0.42
WI	Madison	2,443	0.50
WV	Charleston	2,275	0.51
WV	Elkins	2,183	0.46
WV	Huntington	2,320	0.52



IAPMO RESEARCH AND TESTING, INC. CERTIFICATE OF LISTING

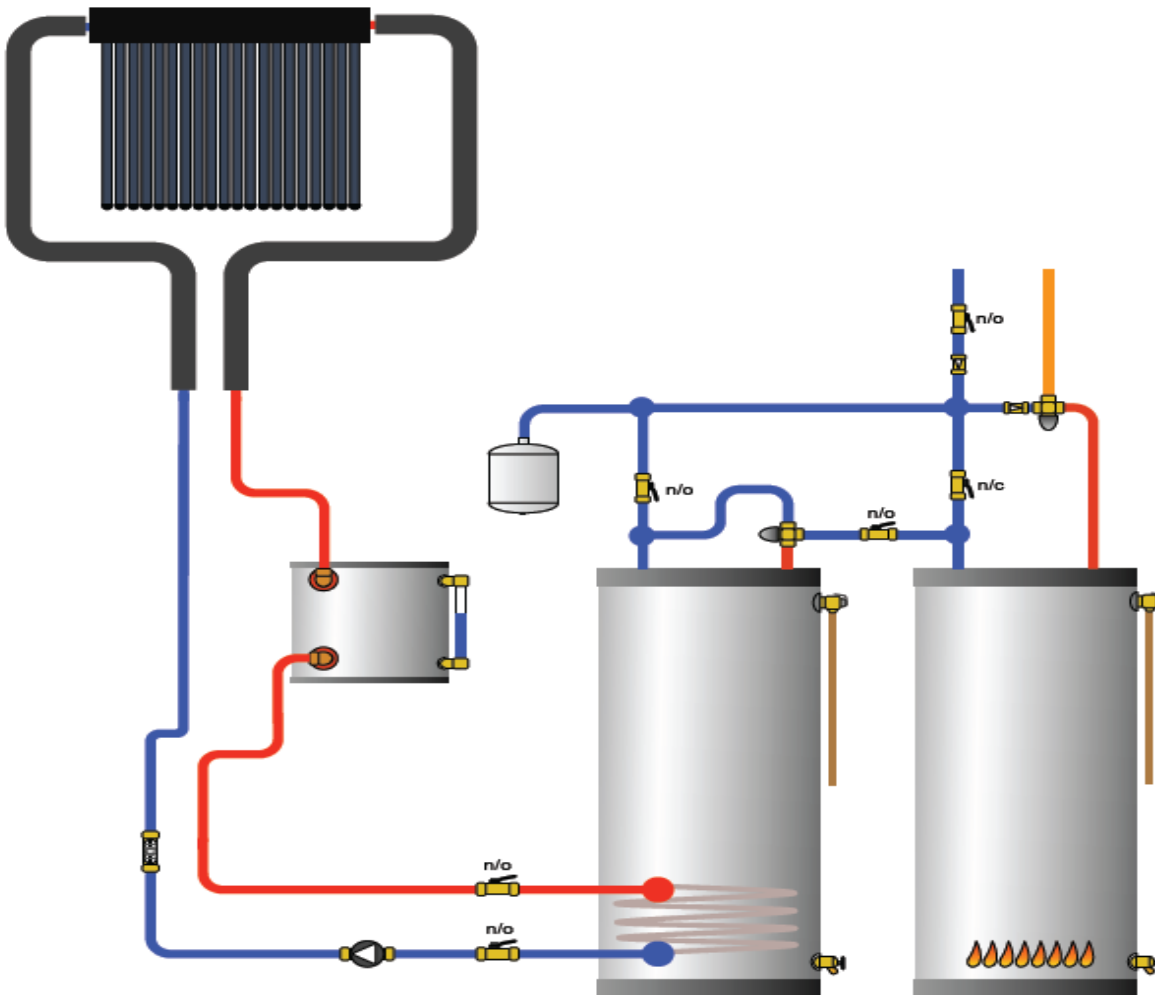
Void After: February 2014

Product: Water Heaters Solar

File No. S-7524

Issued To: APRICUS SOLAR CO., LTD.

System #7: APSS_DBACK_AP30_FTB_STD-G





IAPMO RESEARCH AND TESTING, INC.

CERTIFICATE OF LISTING

Void After: February 2014

Product: Water Heaters Solar

File No. S-7524

Issued To: APRICUS SOLAR CO., LTD.

APSS_DBACK_AP30_FTB_STD-G

State	City	Total Gas Savings (therm)	Annual Solar Fraction
AZ	Flagstaff	144	0.66
AZ	Phoenix	140	0.87
AZ	Tucson	150	0.88
CA	Zone01	103	0.52
CA	Zone02	134	0.70
CA	Zone03	135	0.70
CA	Zone04	140	0.74
CA	Zone05	138	0.72
CA	Zone06	143	0.77
CA	Zone07	140	0.77
CA	Zone08	145	0.80
CA	Zone09	143	0.80
CA	Zone10	148	0.82
CA	Zone11	136	0.73
CA	Zone12	141	0.75
CA	Zone13	138	0.77
CA	Zone14	155	0.84
CA	Zone15	145	0.91
CA	Zone16	135	0.65
CO	Denver	134	0.64
DE	Wilmington	110	0.56
FL	Daytona Beach	122	0.74
FL	Jacksonville	117	0.68
FL	Miami	120	0.78
FL	Tampa	124	0.76
GA	Athens	119	0.65
GA	Atlanta	121	0.65



IAPMO RESEARCH AND TESTING, INC.

CERTIFICATE OF LISTING

Void After: February 2014

Product: Water Heaters Solar

File No. S-7524

Issued To: APRICUS SOLAR CO., LTD.

GA	Augusta	118	0.64
GA	Columbus	118	0.66
GA	Macon	118	0.66
GA	Savannah	120	0.68
HI	Honolulu	130	0.85
IL	Chicago	104	0.50
IL	Springfield	114	0.56
KS	Topeka	117	0.58
KY	Lexington	105	0.53
LA	New Orleans	117	0.69
MA	Boston	110	0.53
MD	Baltimore	110	0.56
ME	Caribou	103	0.45
ME	Portland	113	0.52
MI	Lansing	100	0.47
MN	St. Cloud	111	0.50
MO	Kansas City	117	0.59
MO	St. Louis	114	0.58
MS	Jackson	119	0.66
MS	Meridian	118	0.65
MT	Billings	118	0.55
MT	Helena	111	0.51
MT	Missoula	100	0.46
NC	Asheville	115	0.58
NC	Charlotte	119	0.63
NC	Greensboro	118	0.61
NC	Raleigh	119	0.63
NC	Wilmington	118	0.65
NH	Concord	110	0.51
NJ	Atlantic City	111	0.55



IAPMO RESEARCH AND TESTING, INC.

CERTIFICATE OF LISTING

Void After: February 2014

Product: Water Heaters Solar

File No. S-7524

Issued To: APRICUS SOLAR CO., LTD.

NJ	Newark	105	0.53
NM	Albuquerque	154	0.79
NV	Elko	130	0.60
NV	Ely	144	0.66
NV	Las Vegas	148	0.86
NV	Reno	142	0.69
NV	Tonopah	148	0.73
NV	Winnemucca	132	0.63
NY	Albany	102	0.48
NY	Binghamton	95	0.44
NY	Massena	101	0.46
NY	New York	106	0.53
NY	Rochester	95	0.45
NY	Syracuse	98	0.46
OR	Zone1	91	0.45
OR	Zone2	115	0.57
OR	Zone3	122	0.58
PA	Erie	96	0.45
PA	Harrisburg	106	0.53
PA	Philadelphia	107	0.54
PA	Pittsburgh	96	0.47
PA	Wilkesbarre	98	0.46
PR	San Juan	125	0.85
SC	Charleston	121	0.68
SC	Columbia	120	0.66
SC	Greenville	119	0.63
TN	Bristol	107	0.54
TN	Chattanooga	111	0.59
TN	Knoxville	108	0.57
TN	Memphis	121	0.66



IAPMO RESEARCH AND TESTING, INC.

CERTIFICATE OF LISTING

Void After: February 2014

Product: Water Heaters Solar

File No. S-7524

Issued To: APRICUS SOLAR CO., LTD.

TN	Nashville	117	0.62
TX	Amarillo	138	0.70
TX	Austin	123	0.72
TX	Brownsville	115	0.72
TX	El Paso	152	0.85
TX	Fort Worth	126	0.72
TX	Houston	111	0.65
TX	Midland	140	0.77
TX	San Antonio	124	0.73
TX	Waco	125	0.71
UT	Cedar City	141	0.68
UT	Salt Lake City	126	0.62
VA	Norfolk	114	0.60
VA	Richmond	114	0.59
VA	Roanoke	113	0.58
VA	Sterling	110	0.55
VT	Burlington	102	0.47
WA	Seattle	87	0.42
WI	Madison	108	0.50
WV	Charleston	101	0.51
WV	Elkins	97	0.46
WV	Huntington	103	0.52



IAPMO RESEARCH AND TESTING, INC. CERTIFICATE OF LISTING

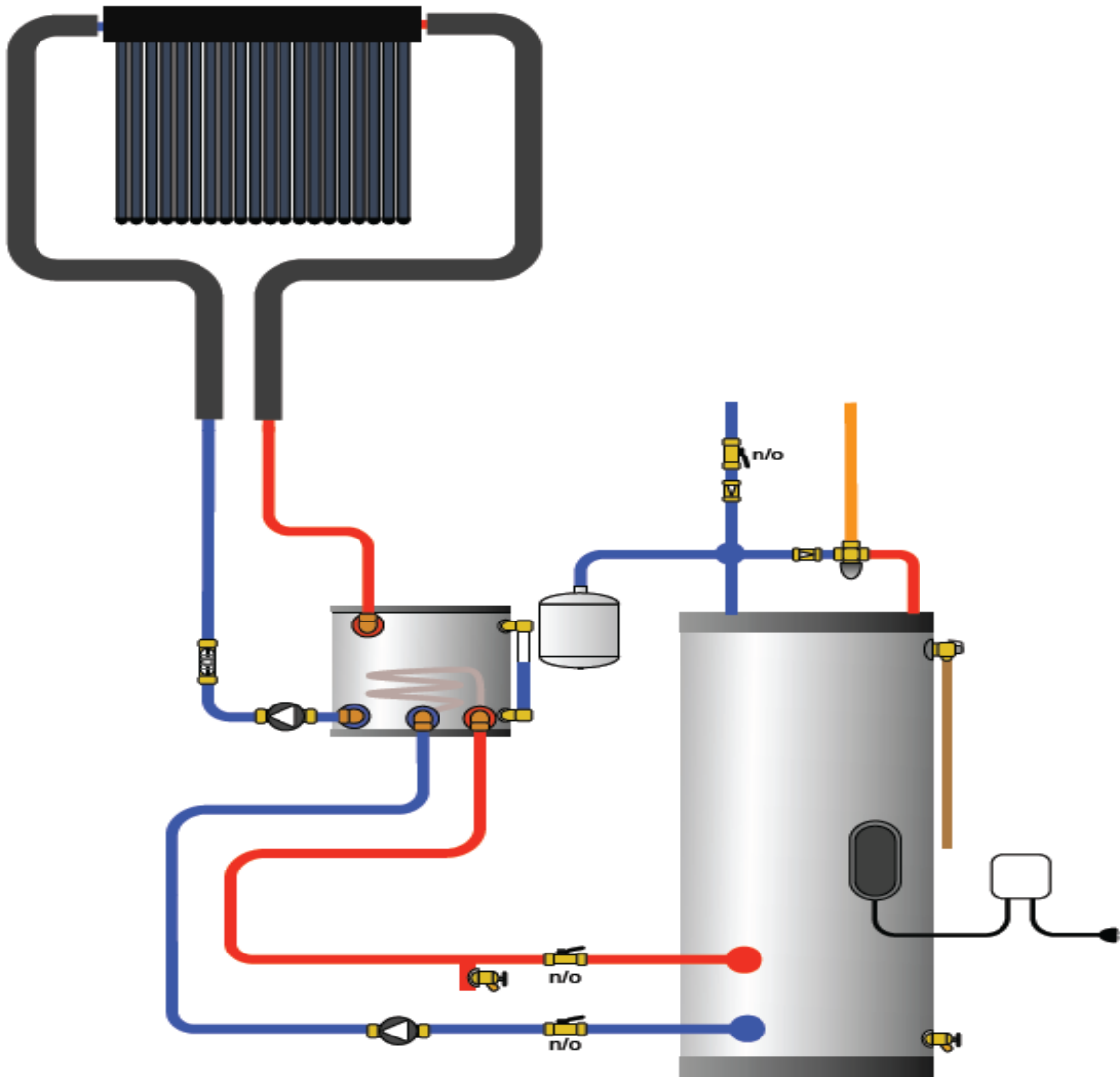
Void After: February 2014

Product: Water Heaters Solar

File No. S-7524

Issued To: APRICUS SOLAR CO., LTD.

System #8: APSS_DBACK-C_AP60_FTD-E





IAPMO RESEARCH AND TESTING, INC.

CERTIFICATE OF LISTING

Void After: February 2014

Product: Water Heaters Solar

File No. S-7524

Issued To: APRICUS SOLAR CO., LTD.

APSS_DBACK-C_AP60_FTD-E

State	City	Annual Savings (kWh)	Annual Solar Fraction
AZ	Flagstaff	4,606	0.92
AZ	Phoenix	3,537	0.97
AZ	Tucson	3,819	0.99
CA	Zone01	3,472	0.76
CA	Zone02	3,782	0.86
CA	Zone03	3,945	0.90
CA	Zone04	3,952	0.92
CA	Zone05	4,105	0.94
CA	Zone06	4,087	0.97
CA	Zone07	3,997	0.96
CA	Zone08	4,055	0.98
CA	Zone09	3,911	0.96
CA	Zone10	3,980	0.97
CA	Zone11	3,635	0.86
CA	Zone12	3,774	0.88
CA	Zone13	3,614	0.89
CA	Zone14	4,093	0.98
CA	Zone15	3,541	0.99
CA	Zone16	3,873	0.82
CO	Denver	4,265	0.90
DE	Wilmington	3,644	0.80
FL	Daytona Beach	3,571	0.95
FL	Jacksonville	3,528	0.91
FL	Miami	3,385	0.97
FL	Tampa	3,543	0.96
GA	Athens	3,709	0.88
GA	Atlanta	3,724	0.88



IAPMO RESEARCH AND TESTING, INC.

CERTIFICATE OF LISTING

Void After: February 2014

Product: Water Heaters Solar

File No. S-7524

Issued To: APRICUS SOLAR CO., LTD.

GA	Augusta	3,713	0.89
GA	Columbus	3,593	0.88
GA	Macon	3,634	0.89
GA	Savannah	3,647	0.91
HI	Honolulu	3,437	1.00
IL	Chicago	3,471	0.73
IL	Springfield	3,665	0.79
KS	Topeka	3,773	0.83
KY	Lexington	3,519	0.77
LA	New Orleans	3,487	0.90
MA	Boston	3,662	0.78
MD	Baltimore	3,628	0.80
ME	Caribou	3,517	0.67
ME	Portland	3,821	0.77
MI	Lansing	3,381	0.69
MN	StCloud	3,794	0.74
MO	Kansas City	3,724	0.82
MO	St. Louis	3,624	0.81
MS	Jackson	3,616	0.89
MS	Meridian	3,627	0.88
MT	Billings	3,794	0.78
MT	Helena	3,643	0.72
MT	Missoula	3,253	0.65
NC	Asheville	3,838	0.84
NC	Charlotte	3,727	0.87
NC	Greensboro	3,773	0.86
NC	Raleigh	3,777	0.87
NC	Wilmington	3,692	0.89
NH	Concord	3,736	0.75
NJ	Atlantic City	3,692	0.81



IAPMO RESEARCH AND TESTING, INC.

CERTIFICATE OF LISTING

Void After: February 2014

Product: Water Heaters Solar

File No. S-7524

Issued To: APRICUS SOLAR CO., LTD.

NJ	Newark	3,505	0.77
NM	Albuquerque	4,302	0.96
NV	Elko	4,059	0.82
NV	Ely	4,520	0.89
NV	Las Vegas	3,808	0.98
NV	Reno	4,212	0.89
NV	Tonopah	4,296	0.92
NV	Winnemucca	3,969	0.83
NY	Albany	3,431	0.70
NY	Binghamton	3,291	0.66
NY	Massena	3,489	0.69
NY	New York	3,523	0.77
NY	Rochester	3,190	0.66
NY	Syracuse	3,330	0.68
OR	Zone1	2,978	0.65
OR	Zone2	3,446	0.75
OR	Zone3	3,814	0.78
PA	Erie	3,238	0.67
PA	Harrisburg	3,537	0.77
PA	Philadelphia	3,574	0.78
PA	Pittsburgh	3,285	0.70
PA	Wilkesbarre	3,329	0.69
PR	San Juan	3,296	1.00
SC	Charleston	3,720	0.92
SC	Columbia	3,688	0.89
SC	Greenville	3,757	0.88
TN	Bristol	3,568	0.79
TN	Chattanooga	3,549	0.83
TN	Knoxville	3,531	0.81
TN	Memphis	3,644	0.88



IAPMO RESEARCH AND TESTING, INC.

CERTIFICATE OF LISTING

Void After: February 2014

Product: Water Heaters Solar

File No. S-7524

Issued To: APRICUS SOLAR CO., LTD.

TN	Nashville	3,625	0.84
TX	Amarillo	4,169	0.93
TX	Austin	3,493	0.91
TX	Brownsville	3,300	0.91
TX	El Paso	3,984	0.98
TX	Fort Worth	3,654	0.91
TX	Houston	3,377	0.88
TX	Midland	3,923	0.95
TX	San Antonio	3,536	0.92
TX	Waco	3,593	0.91
UT	Cedar City	4,296	0.91
UT	Salt Lake City	3,806	0.82
VA	Norfolk	3,666	0.85
VA	Richmond	3,724	0.85
VA	Roanoke	3,708	0.83
VA	Sterling	3,664	0.80
VT	Burlington	3,471	0.69
WA	Seattle	2,918	0.62
WI	Madison	3,628	0.74
WV	Charleston	3,377	0.75
WV	Elkins	3,358	0.70
WV	Huntington	3,466	0.77



IAPMO RESEARCH AND TESTING, INC. CERTIFICATE OF LISTING

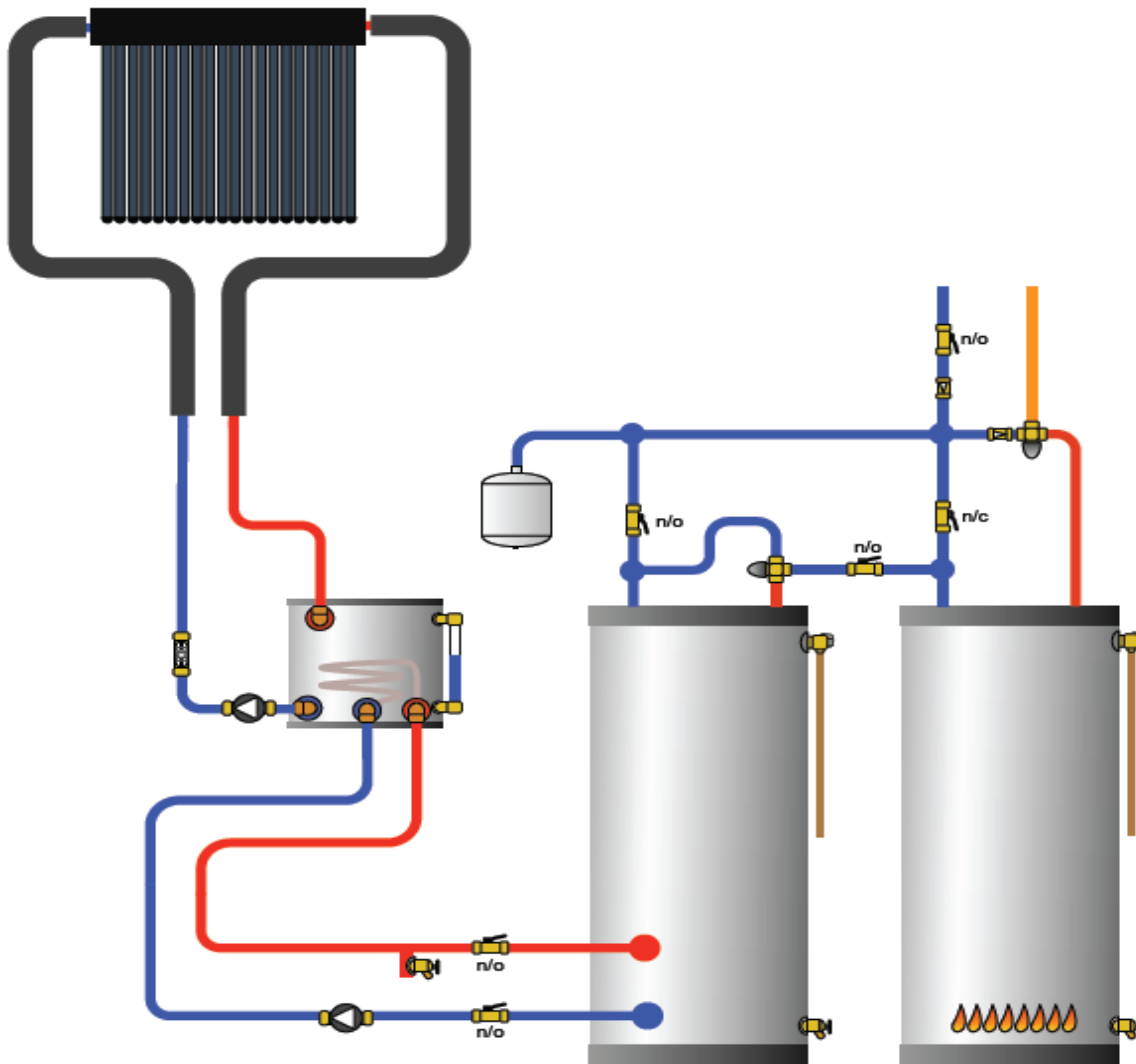
Void After: February 2014

Product: Water Heaters Solar

File No. S-7524

Issued To: APRICUS SOLAR CO., LTD.

System #9: APSS_DBACK-C_AP60_FTD_STD-G





IAPMO RESEARCH AND TESTING, INC.

CERTIFICATE OF LISTING

Void After: February 2014

Product: Water Heaters Solar

File No. S-7524

Issued To: APRICUS SOLAR CO., LTD.

APSS_DBACK-C_AP60_FTD_STD-G

State	City	Total Gas Savings (therm)	Annual Solar Fraction
AZ	Flagstaff	197	0.92
AZ	Phoenix	157	0.97
AZ	Tucson	169	0.99
CA	Zone01	150	0.75
CA	Zone02	166	0.86
CA	Zone03	172	0.89
CA	Zone04	172	0.91
CA	Zone05	179	0.93
CA	Zone06	179	0.97
CA	Zone07	175	0.96
CA	Zone08	178	0.98
CA	Zone09	172	0.96
CA	Zone10	175	0.97
CA	Zone11	160	0.86
CA	Zone12	165	0.88
CA	Zone13	159	0.89
CA	Zone14	178	0.97
CA	Zone15	158	0.99
CA	Zone16	168	0.82
CO	Denver	183	0.89
DE	Wilmington	157	0.79
FL	Daytona Beach	158	0.94
FL	Jacksonville	155	0.90
FL	Miami	151	0.97
FL	Tampa	157	0.95
GA	Athens	162	0.88
GA	Atlanta	162	0.88



IAPMO RESEARCH AND TESTING, INC.

CERTIFICATE OF LISTING

Void After: February 2014

Product: Water Heaters Solar

File No. S-7524

Issued To: APRICUS SOLAR CO., LTD.

GA	Augusta	162	0.88
GA	Columbus	157	0.88
GA	Macon	159	0.88
GA	Savannah	160	0.91
HI	Honolulu	154	0.99
IL	Chicago	150	0.72
IL	Springfield	159	0.79
KS	Topeka	163	0.82
KY	Lexington	152	0.77
LA	New Orleans	154	0.90
MA	Boston	158	0.77
MD	Baltimore	157	0.80
ME	Caribou	151	0.67
ME	Portland	164	0.76
MI	Lansing	145	0.69
MN	St. Cloud	162	0.73
MO	Kansas City	161	0.82
MO	St. Louis	158	0.80
MS	Jackson	158	0.88
MS	Meridian	159	0.87
MT	Billings	163	0.77
MT	Helena	156	0.72
MT	Missoula	141	0.65
NC	Asheville	165	0.83
NC	Charlotte	162	0.86
NC	Greensboro	164	0.85
NC	Raleigh	164	0.87
NC	Wilmington	161	0.89
NH	Concord	160	0.75
NJ	Atlantic City	159	0.79



IAPMO RESEARCH AND TESTING, INC.

CERTIFICATE OF LISTING

Void After: February 2014

Product: Water Heaters Solar

File No. S-7524

Issued To: APRICUS SOLAR CO., LTD.

NJ	Newark	151	0.76
NM	Albuquerque	187	0.96
NV	Elko	175	0.82
NV	Ely	193	0.88
NV	Las Vegas	169	0.98
NV	Reno	182	0.88
NV	Tonopah	185	0.92
NV	Winnemucca	171	0.83
NY	Albany	148	0.70
NY	Binghamton	141	0.66
NY	Massena	149	0.68
NY	New York	152	0.76
NY	Rochester	138	0.66
NY	Syracuse	144	0.68
OR	Zone1	130	0.65
OR	Zone2	150	0.75
OR	Zone3	164	0.78
PA	Erie	140	0.66
PA	Harrisburg	153	0.76
PA	Philadelphia	154	0.77
PA	Pittsburgh	141	0.69
PA	Wilkesbarre	143	0.68
PR	San Juan	149	0.99
SC	Charleston	163	0.91
SC	Columbia	161	0.88
SC	Greenville	164	0.87
TN	Bristol	154	0.78
TN	Chattanooga	154	0.82
TN	Knoxville	153	0.81
TN	Memphis	160	0.87



IAPMO RESEARCH AND TESTING, INC.

CERTIFICATE OF LISTING

Void After: February 2014

Product: Water Heaters Solar

File No. S-7524

Issued To: APRICUS SOLAR CO., LTD.

TN	Nashville	158	0.84
TX	Amarillo	181	0.92
TX	Austin	154	0.90
TX	Brownsville	146	0.90
TX	El Paso	175	0.98
TX	Fort Worth	161	0.91
TX	Houston	149	0.87
TX	Midland	172	0.95
TX	San Antonio	156	0.91
TX	Waco	158	0.90
UT	Cedar City	185	0.90
UT	Salt Lake City	165	0.82
VA	Norfolk	159	0.85
VA	Richmond	161	0.84
VA	Roanoke	160	0.83
VA	Sterling	158	0.79
VT	Burlington	149	0.69
WA	Seattle	127	0.62
WI	Madison	156	0.73
WV	Charleston	146	0.74
WV	Elkins	144	0.69
WV	Huntington	149	0.76



IAPMO RESEARCH AND TESTING, INC. CERTIFICATE OF LISTING

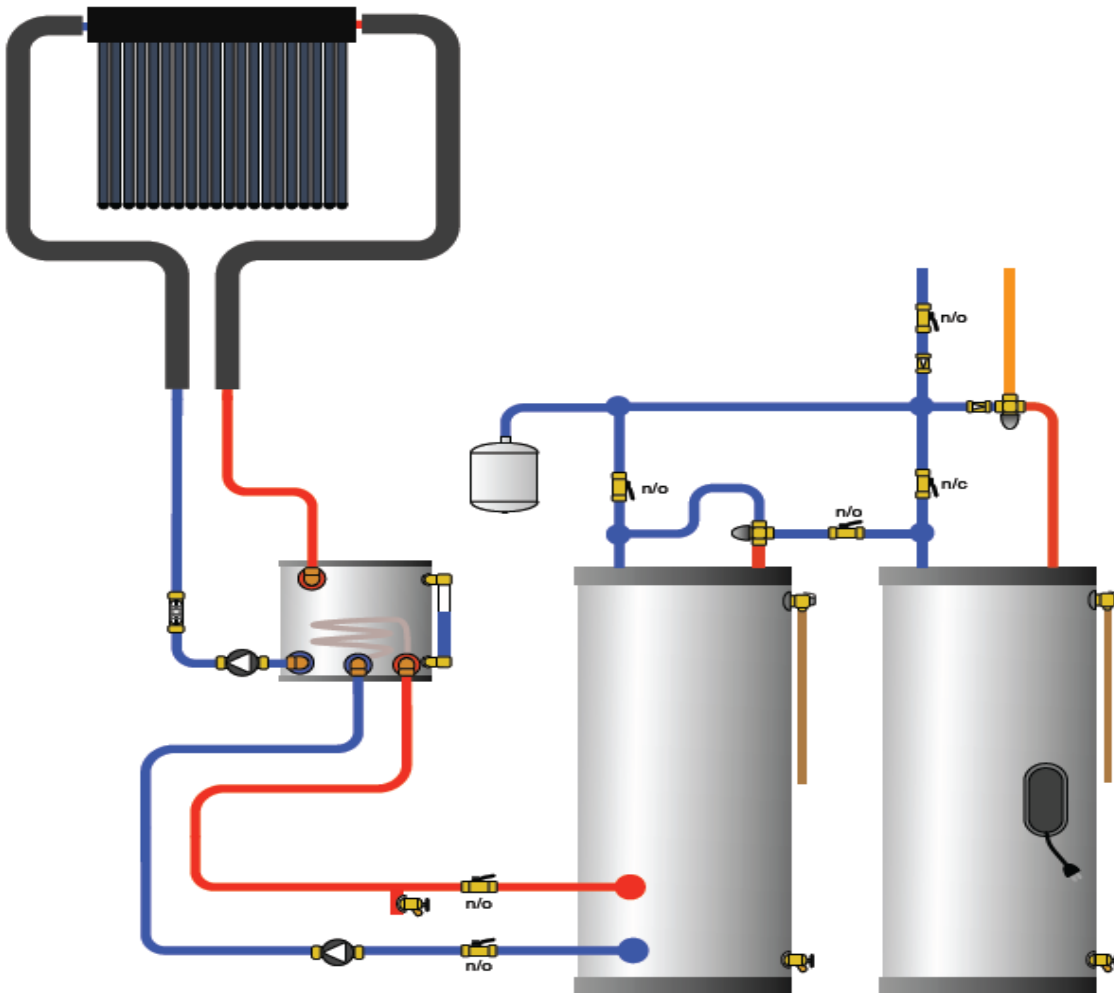
Void After: February 2014

Product: Water Heaters Solar

File No. S-7524

Issued To: APRICUS SOLAR CO., LTD.

System #10: APSS_DBACK-C_AP60_FTD_STD-E





IAPMO RESEARCH AND TESTING, INC.

CERTIFICATE OF LISTING

Void After: February 2014

Product: Water Heaters Solar

File No. S-7524

Issued To: APRICUS SOLAR CO., LTD.

APSS_DBACK-C_AP60_FTD_STD-E

State	City	Annual Savings (kWh)	Annual Solar Fraction
AZ	Flagstaff	4,470	0.92
AZ	Phoenix	3,569	0.97
AZ	Tucson	3,830	0.99
CA	Zone01	3,390	0.75
CA	Zone02	3,750	0.86
CA	Zone03	3,884	0.89
CA	Zone04	3,890	0.91
CA	Zone05	4,042	0.93
CA	Zone06	4,047	0.97
CA	Zone07	3,966	0.96
CA	Zone08	4,023	0.98
CA	Zone09	3,898	0.96
CA	Zone10	3,966	0.97
CA	Zone11	3,616	0.86
CA	Zone12	3,738	0.88
CA	Zone13	3,601	0.89
CA	Zone14	4,039	0.97
CA	Zone15	3,596	0.99
CA	Zone16	3,797	0.82
CO	Denver	4,153	0.89
DE	Wilmington	3,561	0.79
FL	Daytona Beach	3,577	0.94
FL	Jacksonville	3,526	0.91
FL	Miami	3,425	0.97
FL	Tampa	3,561	0.96
GA	Athens	3,672	0.88
GA	Atlanta	3,682	0.88



IAPMO RESEARCH AND TESTING, INC.

CERTIFICATE OF LISTING

Void After: February 2014

Product: Water Heaters Solar

File No. S-7524

Issued To: APRICUS SOLAR CO., LTD.

GA	Augusta	3,665	0.88
GA	Columbus	3,565	0.88
GA	Macon	3,598	0.88
GA	Savannah	3,625	0.91
HI	Honolulu	3,497	0.99
IL	Chicago	3,390	0.72
IL	Springfield	3,596	0.79
KS	Topeka	3,682	0.82
KY	Lexington	3,436	0.77
LA	New Orleans	3,486	0.90
MA	Boston	3,570	0.77
MD	Baltimore	3,551	0.80
ME	Caribou	3,403	0.66
ME	Portland	3,704	0.76
MI	Lansing	3,293	0.69
MN	StCloud	3,669	0.73
MO	Kansas City	3,647	0.82
MO	St. Louis	3,569	0.80
MS	Jackson	3,589	0.88
MS	Meridian	3,598	0.88
MT	Billings	3,688	0.77
MT	Helena	3,529	0.72
MT	Missoula	3,178	0.65
NC	Asheville	3,734	0.83
NC	Charlotte	3,670	0.87
NC	Greensboro	3,705	0.85
NC	Raleigh	3,718	0.87
NC	Wilmington	3,655	0.89
NH	Concord	3,615	0.75
NJ	Atlantic City	3,590	0.79



IAPMO RESEARCH AND TESTING, INC.

CERTIFICATE OF LISTING

Void After: February 2014

Product: Water Heaters Solar

File No. S-7524

Issued To: APRICUS SOLAR CO., LTD.

NJ	Newark	3,423	0.76
NM	Albuquerque	4,241	0.96
NV	Elko	3,949	0.82
NV	Ely	4,375	0.88
NV	Las Vegas	3,813	0.98
NV	Reno	4,106	0.88
NV	Tonopah	4,192	0.92
NV	Winnemucca	3,880	0.83
NY	Albany	3,345	0.70
NY	Binghamton	3,189	0.65
NY	Massena	3,376	0.68
NY	New York	3,439	0.76
NY	Rochester	3,115	0.66
NY	Syracuse	3,247	0.68
OR	Zone1	2,926	0.65
OR	Zone2	3,392	0.75
OR	Zone3	3,719	0.78
PA	Erie	3,162	0.67
PA	Harrisburg	3,455	0.76
PA	Philadelphia	3,488	0.77
PA	Pittsburgh	3,192	0.69
PA	Wilkesbarre	3,243	0.68
PR	San Juan	3,359	1.00
SC	Charleston	3,694	0.91
SC	Columbia	3,651	0.88
SC	Greenville	3,712	0.87
TN	Bristol	3,487	0.79
TN	Chattanooga	3,496	0.82
TN	Knoxville	3,476	0.81
TN	Memphis	3,617	0.87



IAPMO RESEARCH AND TESTING, INC.

CERTIFICATE OF LISTING

Void After: February 2014

Product: Water Heaters Solar

File No. S-7524

Issued To: APRICUS SOLAR CO., LTD.

TN	Nashville	3,592	0.84
TX	Amarillo	4,093	0.92
TX	Austin	3,495	0.90
TX	Brownsville	3,321	0.90
TX	El Paso	3,971	0.98
TX	Fort Worth	3,650	0.91
TX	Houston	3,371	0.87
TX	Midland	3,902	0.95
TX	San Antonio	3,535	0.91
TX	Waco	3,590	0.90
UT	Cedar City	4,186	0.90
UT	Salt Lake City	3,728	0.82
VA	Norfolk	3,608	0.85
VA	Richmond	3,642	0.84
VA	Roanoke	3,632	0.83
VA	Sterling	3,576	0.79
VT	Burlington	3,368	0.69
WA	Seattle	2,864	0.62
WI	Madison	3,524	0.73
WV	Charleston	3,304	0.74
WV	Elkins	3,248	0.69
WV	Huntington	3,382	0.76



IAPMO RESEARCH AND TESTING, INC. CERTIFICATE OF LISTING

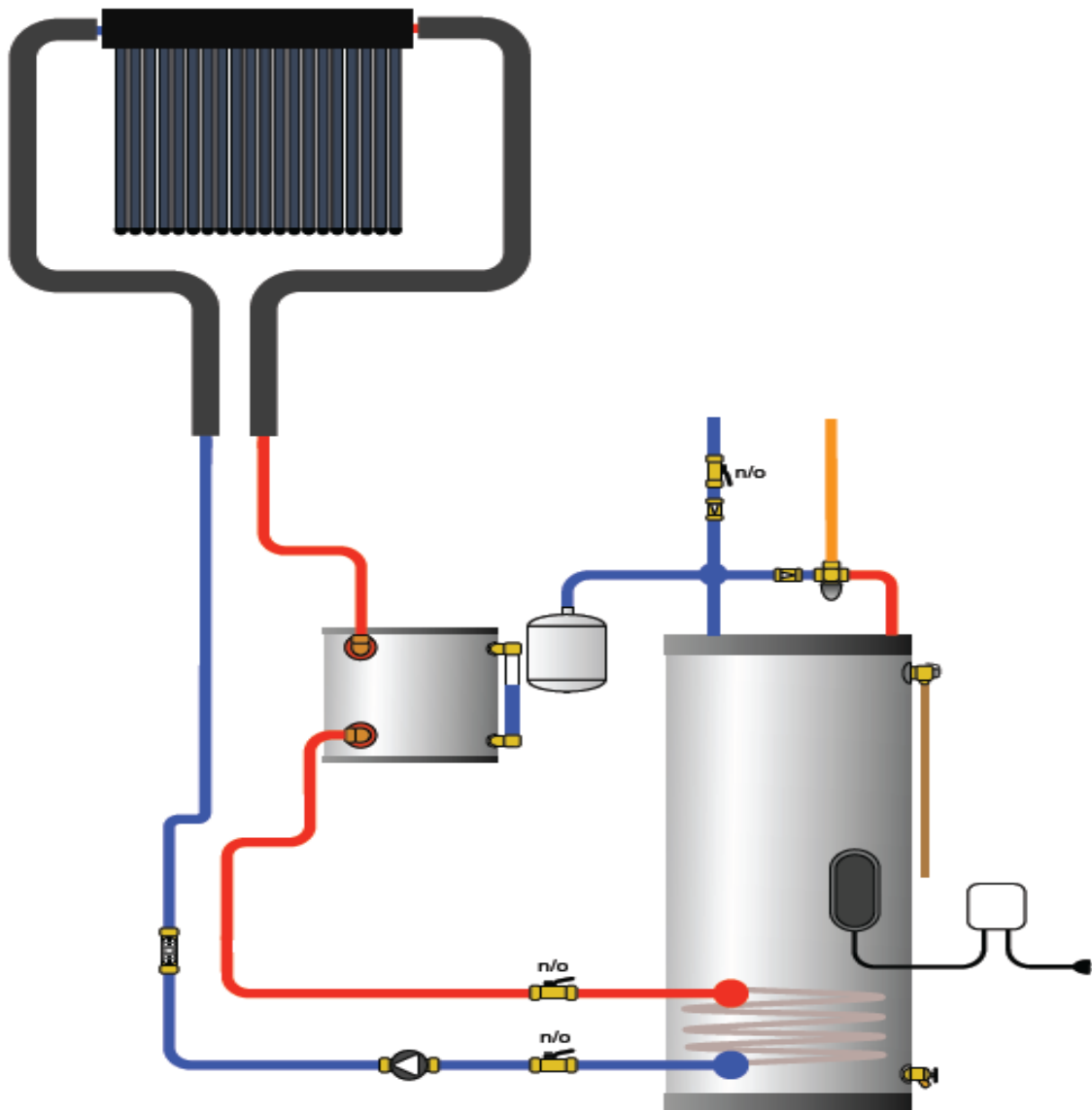
Void After: February 2014

File No. S-7524

Product: Water Heaters Solar

Issued To: APRICUS SOLAR CO., LTD.

System #11: APSS_DBACK_AP60_FTB-E





IAPMO RESEARCH AND TESTING, INC.

CERTIFICATE OF LISTING

Void After: February 2014

Product: Water Heaters Solar

File No. S-7524

Issued To: APRICUS SOLAR CO., LTD.

APSS_DBACK_AP60_FTB-E

State	City	Annual Savings (kWh)	Annual Solar Fraction
AZ	Flagstaff	4,817	0.93
AZ	Phoenix	3,636	0.98
AZ	Tucson	3,932	0.99
CA	Zone01	3,660	0.78
CA	Zone02	3,891	0.86
CA	Zone03	4,101	0.91
CA	Zone04	4,130	0.93
CA	Zone05	4,250	0.94
CA	Zone06	4,222	0.98
CA	Zone07	4,133	0.97
CA	Zone08	4,173	0.98
CA	Zone09	4,019	0.96
CA	Zone10	4,080	0.97
CA	Zone11	3,758	0.87
CA	Zone12	3,896	0.88
CA	Zone13	3,746	0.90
CA	Zone14	4,245	0.98
CA	Zone15	3,621	0.98
CA	Zone16	4,040	0.83
CO	Denver	4,495	0.91
DE	Wilmington	3,863	0.82
FL	Daytona Beach	3,697	0.96
FL	Jacksonville	3,652	0.92
FL	Miami	3,497	0.98
FL	Tampa	3,655	0.97
GA	Athens	3,853	0.89
GA	Atlanta	3,873	0.89



IAPMO RESEARCH AND TESTING, INC.

CERTIFICATE OF LISTING

Void After: February 2014

Product: Water Heaters Solar

File No. S-7524

Issued To: APRICUS SOLAR CO., LTD.

GA	Augusta	3,863	0.90
GA	Columbus	3,737	0.89
GA	Macon	3,777	0.90
GA	Savannah	3,794	0.93
HI	Honolulu	3,527	1.00
IL	Chicago	3,676	0.75
IL	Springfield	3,866	0.81
KS	Topeka	3,996	0.85
KY	Lexington	3,710	0.79
LA	New Orleans	3,621	0.91
MA	Boston	3,871	0.79
MD	Baltimore	3,835	0.82
ME	Caribou	3,748	0.69
ME	Portland	4,067	0.79
MI	Lansing	3,542	0.70
MN	StCloud	4,044	0.76
MO	Kansas City	3,925	0.84
MO	St. Louis	3,799	0.82
MS	Jackson	3,768	0.90
MS	Meridian	3,789	0.89
MT	Billings	4,029	0.80
MT	Helena	3,884	0.75
MT	Missoula	3,388	0.65
NC	Asheville	4,060	0.87
NC	Charlotte	3,889	0.88
NC	Greensboro	3,955	0.87
NC	Raleigh	3,956	0.89
NC	Wilmington	3,844	0.91
NH	Concord	4,007	0.78
NJ	Atlantic City	3,928	0.83



IAPMO RESEARCH AND TESTING, INC.

CERTIFICATE OF LISTING

Void After: February 2014

Product: Water Heaters Solar

File No. S-7524

Issued To: APRICUS SOLAR CO., LTD.

NJ	Newark	3,732	0.79
NM	Albuquerque	4,457	0.97
NV	Elko	4,295	0.84
NV	Ely	4,803	0.92
NV	Las Vegas	3,924	0.98
NV	Reno	4,444	0.91
NV	Tonopah	4,510	0.94
NV	Winnemucca	4,195	0.85
NY	Albany	3,645	0.72
NY	Binghamton	3,521	0.68
NY	Massena	3,733	0.71
NY	New York	3,729	0.79
NY	Rochester	3,344	0.67
NY	Syracuse	3,511	0.70
OR	Zone1	3,102	0.65
OR	Zone2	3,585	0.75
OR	Zone3	4,014	0.80
PA	Erie	3,394	0.68
PA	Harrisburg	3,752	0.79
PA	Philadelphia	3,787	0.80
PA	Pittsburgh	3,483	0.72
PA	Wilkesbarre	3,534	0.71
PR	San Juan	3,383	1.00
SC	Charleston	3,862	0.92
SC	Columbia	3,824	0.90
SC	Greenville	3,912	0.89
TN	Bristol	3,759	0.81
TN	Chattanooga	3,719	0.84
TN	Knoxville	3,683	0.82
TN	Memphis	3,803	0.89



IAPMO RESEARCH AND TESTING, INC.

CERTIFICATE OF LISTING

Void After: February 2014

Product: Water Heaters Solar

File No. S-7524

Issued To: APRICUS SOLAR CO., LTD.

TN	Nashville	3,774	0.85
TX	Amarillo	4,331	0.94
TX	Austin	3,615	0.91
TX	Brownsville	3,416	0.92
TX	El Paso	4,106	0.98
TX	Fort Worth	3,764	0.92
TX	Houston	3,514	0.89
TX	Midland	4,054	0.96
TX	San Antonio	3,669	0.93
TX	Waco	3,725	0.91
UT	Cedar City	4,518	0.92
UT	Salt Lake City	3,990	0.83
VA	Norfolk	3,848	0.87
VA	Richmond	3,928	0.87
VA	Roanoke	3,902	0.85
VA	Sterling	3,893	0.83
VT	Burlington	3,672	0.71
WA	Seattle	3,061	0.63
WI	Madison	3,854	0.76
WV	Charleston	3,553	0.76
WV	Elkins	3,571	0.72
WV	Huntington	3,660	0.79



IAPMO RESEARCH AND TESTING, INC. CERTIFICATE OF LISTING

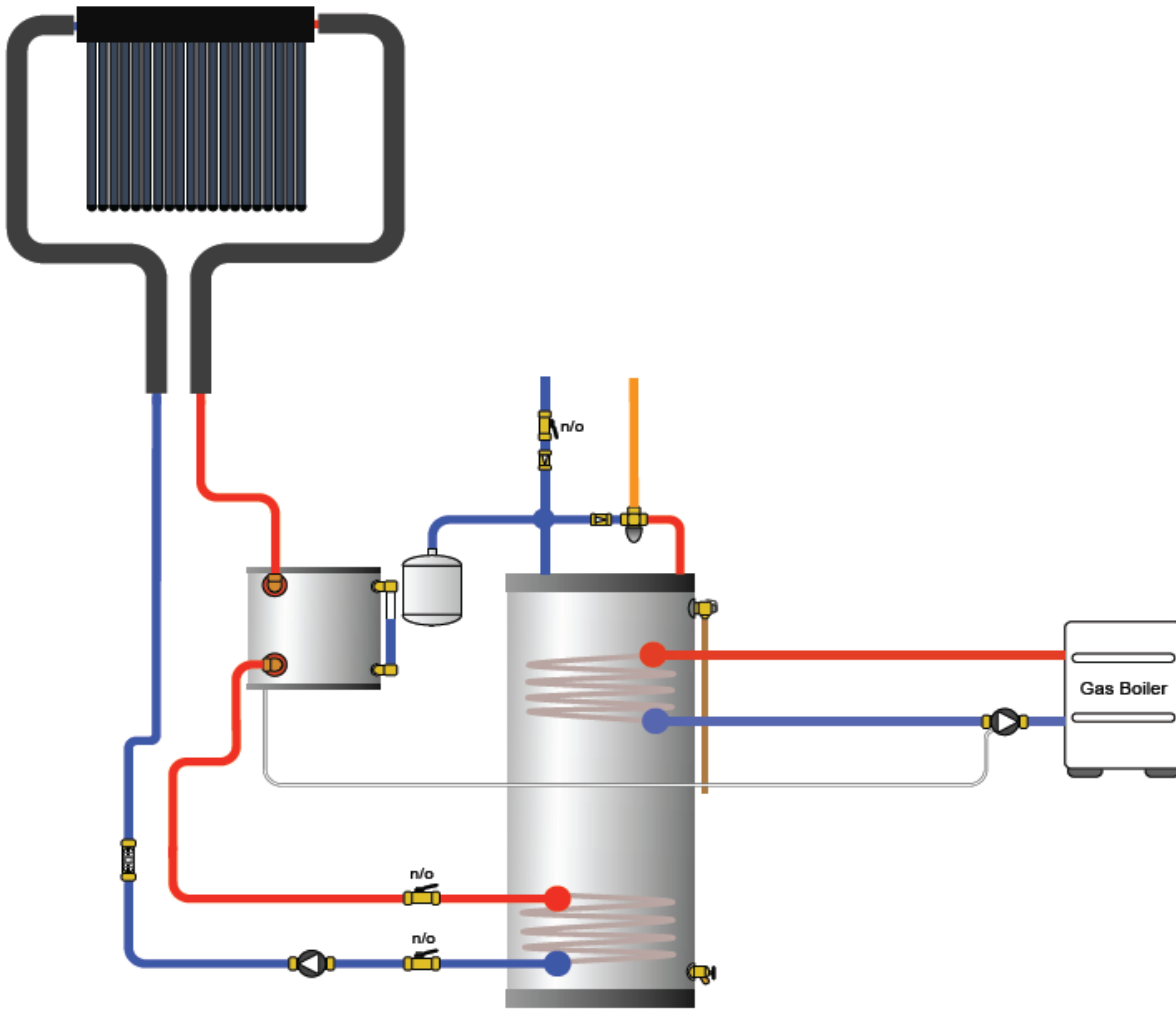
Void After: February 2014

File No. S-7524

Product: Water Heaters Solar

Issued To: APRICUS SOLAR CO., LTD.

System #12: APSS_DBACK_AP60_FTT_TBGB





IAPMO RESEARCH AND TESTING, INC.

CERTIFICATE OF LISTING

Void After: February 2014

Product: Water Heaters Solar

File No. S-7524

Issued To: APRICUS SOLAR CO., LTD.

APSS_DBACK_AP60_FTT_TBGB

State	City	Total Gas Savings (therm)	Annual Solar Fraction
AZ	Flagstaff	207	0.94
AZ	Phoenix	158	0.98
AZ	Tucson	171	0.99
CA	Zone01	158	0.78
CA	Zone02	169	0.87
CA	Zone03	177	0.91
CA	Zone04	178	0.93
CA	Zone05	184	0.95
CA	Zone06	182	0.98
CA	Zone07	178	0.97
CA	Zone08	181	0.99
CA	Zone09	175	0.96
CA	Zone10	178	0.98
CA	Zone11	163	0.87
CA	Zone12	169	0.89
CA	Zone13	162	0.90
CA	Zone14	183	0.98
CA	Zone15	158	0.99
CA	Zone16	174	0.83
CO	Denver	194	0.92
DE	Wilmington	167	0.83
FL	Daytona Beach	160	0.96
FL	Jacksonville	159	0.92
FL	Miami	152	0.98
FL	Tampa	159	0.97
GA	Athens	167	0.90
GA	Atlanta	169	0.90



IAPMO RESEARCH AND TESTING, INC.

CERTIFICATE OF LISTING

Void After: February 2014

Product: Water Heaters Solar

File No. S-7524

Issued To: APRICUS SOLAR CO., LTD.

GA	Augusta	168	0.90
GA	Columbus	162	0.90
GA	Macon	164	0.91
GA	Savannah	164	0.93
HI	Honolulu	154	1.00
IL	Chicago	159	0.75
IL	Springfield	167	0.81
KS	Topeka	173	0.86
KY	Lexington	161	0.80
LA	New Orleans	157	0.91
MA	Boston	168	0.80
MD	Baltimore	166	0.83
ME	Caribou	164	0.70
ME	Portland	176	0.80
MI	Lansing	154	0.71
MN	St. Cloud	175	0.77
MO	Kansas City	170	0.85
MO	St. Louis	165	0.83
MS	Jackson	164	0.90
MS	Meridian	164	0.90
MT	Billings	173	0.80
MT	Helena	167	0.75
MT	Missoula	148	0.66
NC	Asheville	175	0.87
NC	Charlotte	169	0.89
NC	Greensboro	171	0.88
NC	Raleigh	171	0.89
NC	Wilmington	167	0.91
NH	Concord	172	0.78
NJ	Atlantic City	169	0.83



IAPMO RESEARCH AND TESTING, INC.

CERTIFICATE OF LISTING

Void After: February 2014

Product: Water Heaters Solar

File No. S-7524

Issued To: APRICUS SOLAR CO., LTD.

NJ	Newark	161	0.80
NM	Albuquerque	192	0.97
NV	Elko	185	0.85
NV	Ely	206	0.92
NV	Las Vegas	170	0.98
NV	Reno	190	0.91
NV	Tonopah	194	0.94
NV	Winnemucca	180	0.85
NY	Albany	157	0.73
NY	Binghamton	153	0.69
NY	Massena	162	0.72
NY	New York	161	0.79
NY	Rochester	146	0.68
NY	Syracuse	153	0.71
OR	Zone1	135	0.66
OR	Zone2	155	0.76
OR	Zone3	173	0.80
PA	Erie	148	0.69
PA	Harrisburg	162	0.79
PA	Philadelphia	164	0.81
PA	Pittsburgh	151	0.72
PA	Wilkesbarre	153	0.72
PR	San Juan	148	1.00
SC	Charleston	168	0.93
SC	Columbia	166	0.90
SC	Greenville	170	0.89
TN	Bristol	163	0.82
TN	Chattanooga	161	0.85
TN	Knoxville	160	0.83
TN	Memphis	165	0.89



IAPMO RESEARCH AND TESTING, INC.

CERTIFICATE OF LISTING

Void After: February 2014

Product: Water Heaters Solar

File No. S-7524

Issued To: APRICUS SOLAR CO., LTD.

TN	Nashville	164	0.86
TX	Amarillo	187	0.94
TX	Austin	157	0.92
TX	Brownsville	149	0.92
TX	El Paso	178	0.99
TX	Fort Worth	164	0.92
TX	Houston	153	0.89
TX	Midland	176	0.96
TX	San Antonio	159	0.93
TX	Waco	162	0.92
UT	Cedar City	194	0.93
UT	Salt Lake City	172	0.84
VA	Norfolk	167	0.88
VA	Richmond	170	0.87
VA	Roanoke	169	0.86
VA	Sterling	168	0.83
VT	Burlington	160	0.72
WA	Seattle	133	0.64
WI	Madison	167	0.76
WV	Charleston	154	0.77
WV	Elkins	155	0.73
WV	Huntington	158	0.80



IAPMO RESEARCH AND TESTING, INC. CERTIFICATE OF LISTING

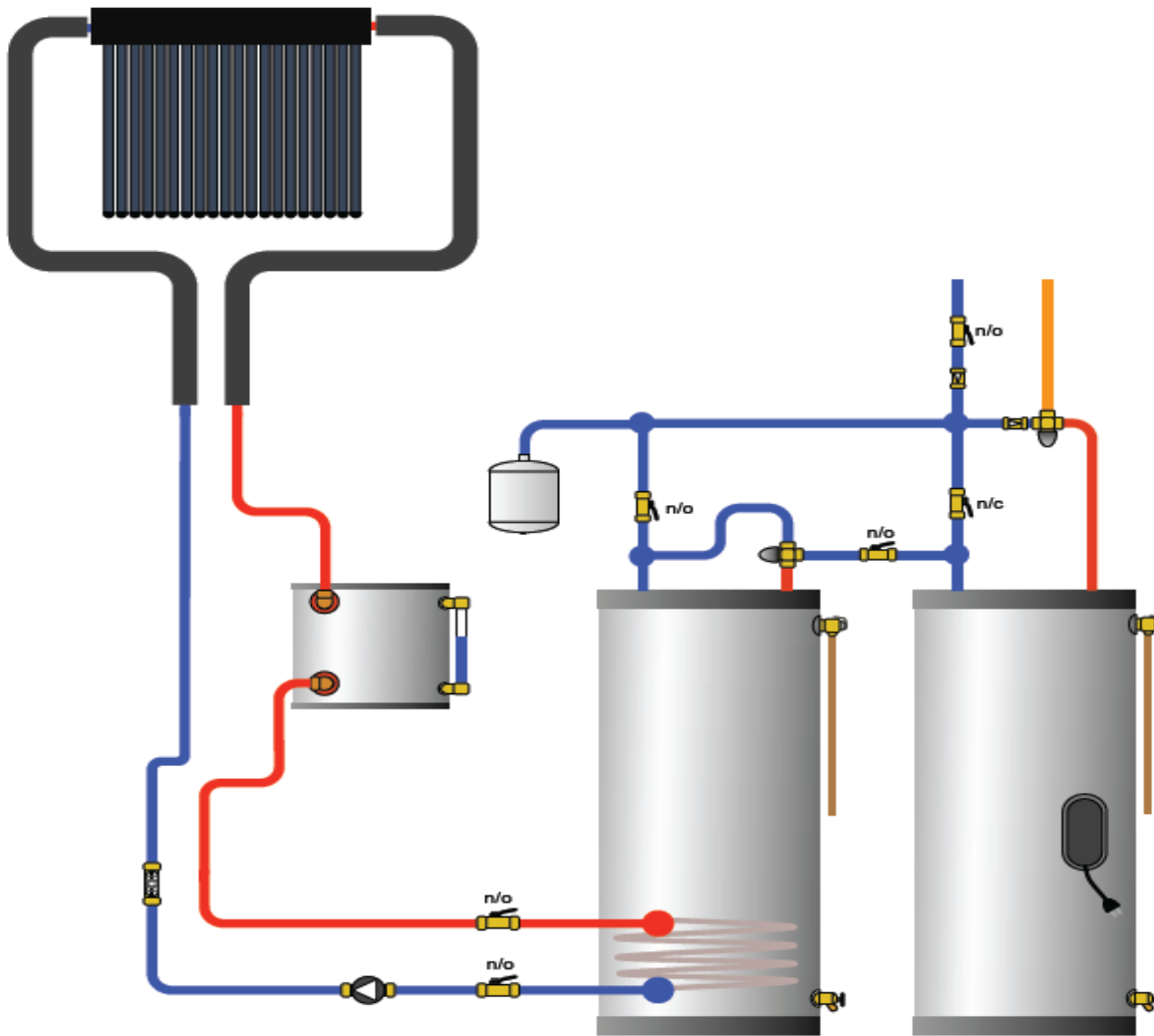
Void After: February 2014

Product: Water Heaters Solar

File No. S-7524

Issued To: APRICUS SOLAR CO., LTD.

System #13: APSS_DBACK_AP60_FTB_STD-E





IAPMO RESEARCH AND TESTING, INC.

CERTIFICATE OF LISTING

Void After: February 2014

Product: Water Heaters Solar

File No. S-7524

Issued To: APRICUS SOLAR CO., LTD.

APSS_DBACK_AP60_FTB_STD-E

State	City	Annual Savings (kWh)	Annual Solar Fraction
AZ	Flagstaff	4,657	0.95
AZ	Phoenix	3,625	0.98
AZ	Tucson	3,870	1.00
CA	Zone01	3,605	0.80
CA	Zone02	3,858	0.88
CA	Zone03	4,022	0.92
CA	Zone04	4,016	0.93
CA	Zone05	4,163	0.95
CA	Zone06	4,126	0.98
CA	Zone07	4,047	0.97
CA	Zone08	4,094	0.99
CA	Zone09	3,981	0.97
CA	Zone10	4,027	0.98
CA	Zone11	3,726	0.89
CA	Zone12	3,850	0.90
CA	Zone13	3,698	0.91
CA	Zone14	4,135	0.99
CA	Zone15	3,625	0.99
CA	Zone16	3,946	0.84
CO	Denver	4,362	0.93
DE	Wilmington	3,804	0.84
FL	Daytona Beach	3,665	0.96
FL	Jacksonville	3,645	0.93
FL	Miami	3,483	0.98
FL	Tampa	3,631	0.97
GA	Athens	3,821	0.91
GA	Atlanta	3,846	0.91



IAPMO RESEARCH AND TESTING, INC.

CERTIFICATE OF LISTING

Void After: February 2014

Product: Water Heaters Solar

File No. S-7524

Issued To: APRICUS SOLAR CO., LTD.

GA	Augusta	3,832	0.92
GA	Columbus	3,720	0.91
GA	Macon	3,751	0.92
GA	Savannah	3,757	0.94
HI	Honolulu	3,517	1.00
IL	Chicago	3,626	0.77
IL	Springfield	3,816	0.83
KS	Topeka	3,924	0.87
KY	Lexington	3,668	0.81
LA	New Orleans	3,608	0.92
MA	Boston	3,835	0.82
MD	Baltimore	3,785	0.84
ME	Caribou	3,740	0.73
ME	Portland	4,001	0.82
MI	Lansing	3,533	0.74
MN	StCloud	3,965	0.79
MO	Kansas City	3,859	0.86
MO	St. Louis	3,763	0.84
MS	Jackson	3,740	0.91
MS	Meridian	3,764	0.91
MT	Billings	3,924	0.82
MT	Helena	3,772	0.76
MT	Missoula	3,377	0.68
NC	Asheville	3,981	0.88
NC	Charlotte	3,850	0.90
NC	Greensboro	3,908	0.89
NC	Raleigh	3,903	0.91
NC	Wilmington	3,824	0.92
NH	Concord	3,921	0.80
NJ	Atlantic City	3,842	0.85



IAPMO RESEARCH AND TESTING, INC.

CERTIFICATE OF LISTING

Void After: February 2014

Product: Water Heaters Solar

File No. S-7524

Issued To: APRICUS SOLAR CO., LTD.

NJ	Newark	3,682	0.81
NM	Albuquerque	4,335	0.98
NV	Elko	4,187	0.86
NV	Ely	4,610	0.93
NV	Las Vegas	3,867	0.99
NV	Reno	4,289	0.92
NV	Tonopah	4,359	0.95
NV	Winnemucca	4,088	0.87
NY	Albany	3,597	0.75
NY	Binghamton	3,488	0.71
NY	Massena	3,686	0.74
NY	New York	3,674	0.81
NY	Rochester	3,347	0.70
NY	Syracuse	3,504	0.73
OR	Zone1	3,106	0.68
OR	Zone2	3,541	0.78
OR	Zone3	3,918	0.82
PA	Erie	3,385	0.71
PA	Harrisburg	3,705	0.81
PA	Philadelphia	3,738	0.82
PA	Pittsburgh	3,444	0.74
PA	Wilkesbarre	3,510	0.74
PR	San Juan	3,367	1.00
SC	Charleston	3,833	0.94
SC	Columbia	3,797	0.91
SC	Greenville	3,886	0.91
TN	Bristol	3,716	0.83
TN	Chattanooga	3,678	0.86
TN	Knoxville	3,663	0.85
TN	Memphis	3,772	0.91



IAPMO RESEARCH AND TESTING, INC.

CERTIFICATE OF LISTING

Void After: February 2014

Product: Water Heaters Solar

File No. S-7524

Issued To: APRICUS SOLAR CO., LTD.

TN	Nashville	3,772	0.88
TX	Amarillo	4,234	0.95
TX	Austin	3,602	0.93
TX	Brownsville	3,409	0.93
TX	El Paso	4,029	0.99
TX	Fort Worth	3,772	0.94
TX	Houston	3,516	0.90
TX	Midland	3,991	0.97
TX	San Antonio	3,642	0.94
TX	Waco	3,705	0.93
UT	Cedar City	4,368	0.93
UT	Salt Lake City	3,909	0.85
VA	Norfolk	3,807	0.89
VA	Richmond	3,869	0.89
VA	Roanoke	3,844	0.87
VA	Sterling	3,832	0.85
VT	Burlington	3,654	0.74
WA	Seattle	3,063	0.66
WI	Madison	3,793	0.78
WV	Charleston	3,531	0.79
WV	Elkins	3,534	0.74
WV	Huntington	3,619	0.81



IAPMO RESEARCH AND TESTING, INC. CERTIFICATE OF LISTING

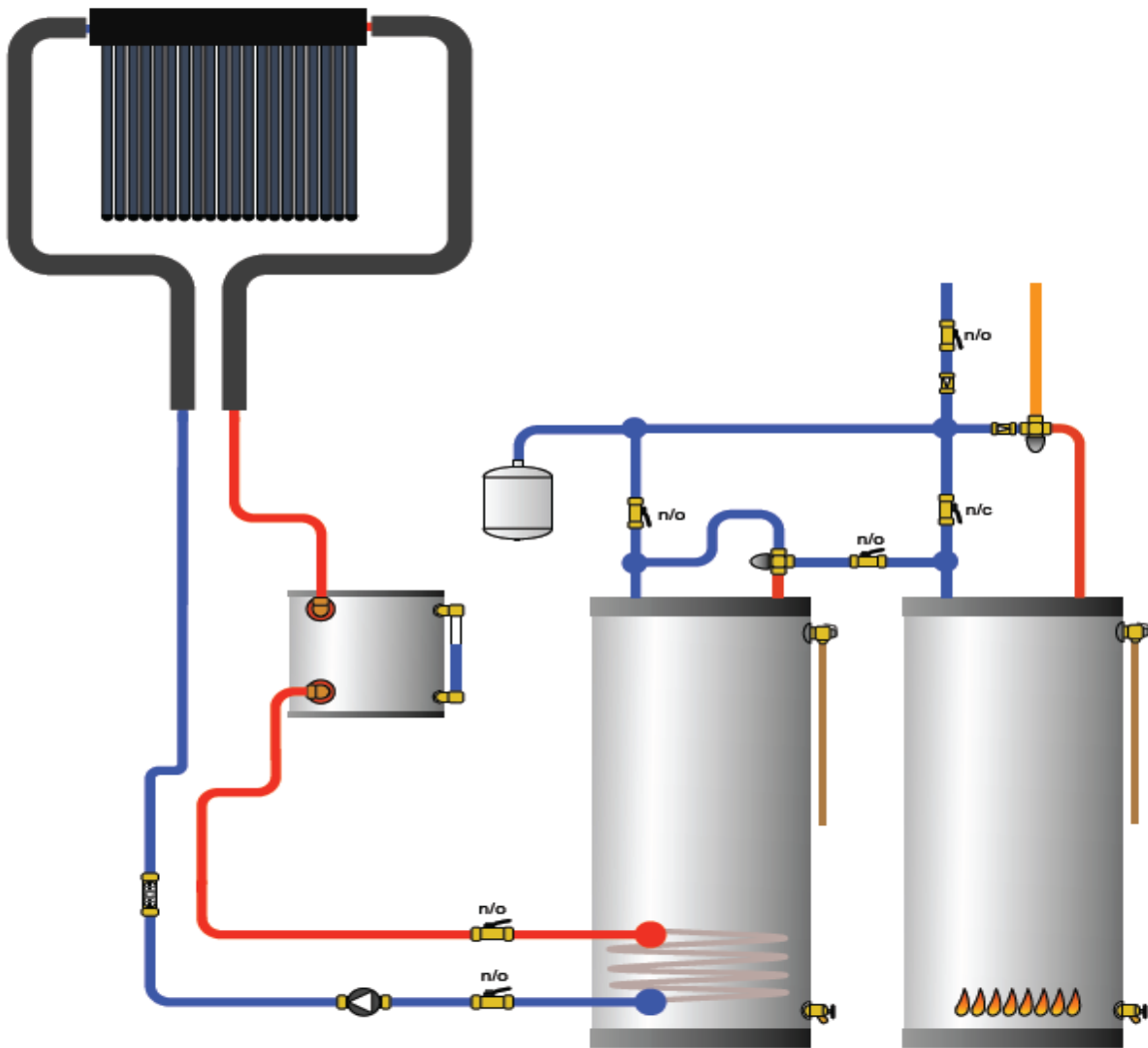
Void After: February 2014

Product: Water Heaters Solar

File No. S-7524

Issued To: APRICUS SOLAR CO., LTD.

System #14: APSS_DBACK_AP60_FTB_STD-G





IAPMO RESEARCH AND TESTING, INC.

CERTIFICATE OF LISTING

Void After: February 2014

Product: Water Heaters Solar

File No. S-7524

Issued To: APRICUS SOLAR CO., LTD.

APSS_DBACK_AP60_FTB_STD-G

State	City	Annual Savings (kWh)	Annual Solar Fraction
State	City	Total Gas Savings (therm)	Annual Solar Fraction
AZ	Flagstaff	206	0.95
AZ	Phoenix	159	0.99
AZ	Tucson	170	1.00
CA	Zone01	159	0.80
CA	Zone02	172	0.89
CA	Zone03	178	0.92
CA	Zone04	177	0.93
CA	Zone05	184	0.96
CA	Zone06	182	0.99
CA	Zone07	178	0.98
CA	Zone08	180	0.99
CA	Zone09	176	0.98
CA	Zone10	178	0.99
CA	Zone11	165	0.89
CA	Zone12	170	0.90
CA	Zone13	162	0.91
CA	Zone14	181	0.99
CA	Zone15	159	1.00
CA	Zone16	174	0.85
CO	Denver	192	0.93
DE	Wilmington	167	0.84
FL	Daytona Beach	161	0.97
FL	Jacksonville	160	0.94
FL	Miami	153	0.99
FL	Tampa	160	0.97
GA	Athens	169	0.92



IAPMO RESEARCH AND TESTING, INC.

CERTIFICATE OF LISTING

Void After: February 2014

Product: Water Heaters Solar

File No. S-7524

Issued To: APRICUS SOLAR CO., LTD.

GA	Augusta	169	0.92
GA	Columbus	164	0.92
GA	Macon	166	0.92
GA	Savannah	165	0.92
HI	Honolulu	154	0.94
IL	Chicago	160	1.00
IL	Springfield	169	0.77
KS	Topeka	173	0.83
KY	Lexington	161	0.87
LA	New Orleans	159	0.81
MA	Boston	169	0.93
MD	Baltimore	167	0.82
ME	Caribou	165	0.85
ME	Portland	176	0.73
MI	Lansing	155	0.82
MN	St. Cloud	175	0.73
MO	Kansas City	171	0.79
MO	St. Louis	166	0.87
MS	Jackson	165	0.85
MS	Meridian	166	0.92
MT	Billings	173	0.92
MT	Helena	166	0.82
MT	Missoula	150	0.77
NC	Asheville	176	0.69
NC	Charlotte	170	0.89
NC	Greensboro	173	0.91
NC	Raleigh	172	0.90
NC	Wilmington	169	0.91
NH	Concord	173	0.93
NJ	Atlantic City	169	0.80



IAPMO RESEARCH AND TESTING, INC.

CERTIFICATE OF LISTING

Void After: February 2014

Product: Water Heaters Solar

File No. S-7524

Issued To: APRICUS SOLAR CO., LTD.

NJ	Newark	162	0.82
NM	Albuquerque	191	0.98
NV	Elko	185	0.86
NV	Ely	203	0.93
NV	Las Vegas	170	0.99
NV	Reno	189	0.92
NV	Tonopah	192	0.95
NV	Winnemucca	180	0.87
NY	Albany	158	0.75
NY	Binghamton	153	0.71
NY	Massena	162	0.74
NY	New York	162	0.81
NY	Rochester	147	0.70
NY	Syracuse	154	0.73
OR	Zone1	137	0.69
OR	Zone2	157	0.78
OR	Zone3	173	0.82
PA	Erie	149	0.71
PA	Harrisburg	163	0.81
PA	Philadelphia	165	0.83
PA	Pittsburgh	151	0.74
PA	Wilkesbarre	155	0.74
PR	San Juan	148	1.00
SC	Charleston	169	0.94
SC	Columbia	167	0.92
SC	Greenville	172	0.92
TN	Bristol	164	0.83
TN	Chattanooga	162	0.82
TN	Knoxville	162	0.98
TN	Memphis	166	0.86



IAPMO RESEARCH AND TESTING, INC.

CERTIFICATE OF LISTING

Void After: February 2014

Product: Water Heaters Solar

File No. S-7524

Issued To: APRICUS SOLAR CO., LTD.

TN	Nashville	166	0.86
TX	Amarillo	187	0.85
TX	Austin	160	0.91
TX	Brownsville	150	0.88
TX	El Paso	177	0.96
TX	Fort Worth	167	0.94
TX	Houston	155	0.93
TX	Midland	177	0.99
TX	San Antonio	160	0.94
TX	Waco	164	0.91
UT	Cedar City	192	0.97
UT	Salt Lake City	172	0.94
VA	Norfolk	167	0.94
VA	Richmond	171	0.94
VA	Roanoke	169	0.85
VA	Sterling	168	0.89
VT	Burlington	161	0.89
WA	Seattle	135	0.87
WI	Madison	167	0.85
WV	Charleston	155	0.74
WV	Elkins	155	0.67
WV	Huntington	159	0.78



IAPMO RESEARCH AND TESTING, INC. CERTIFICATE OF LISTING

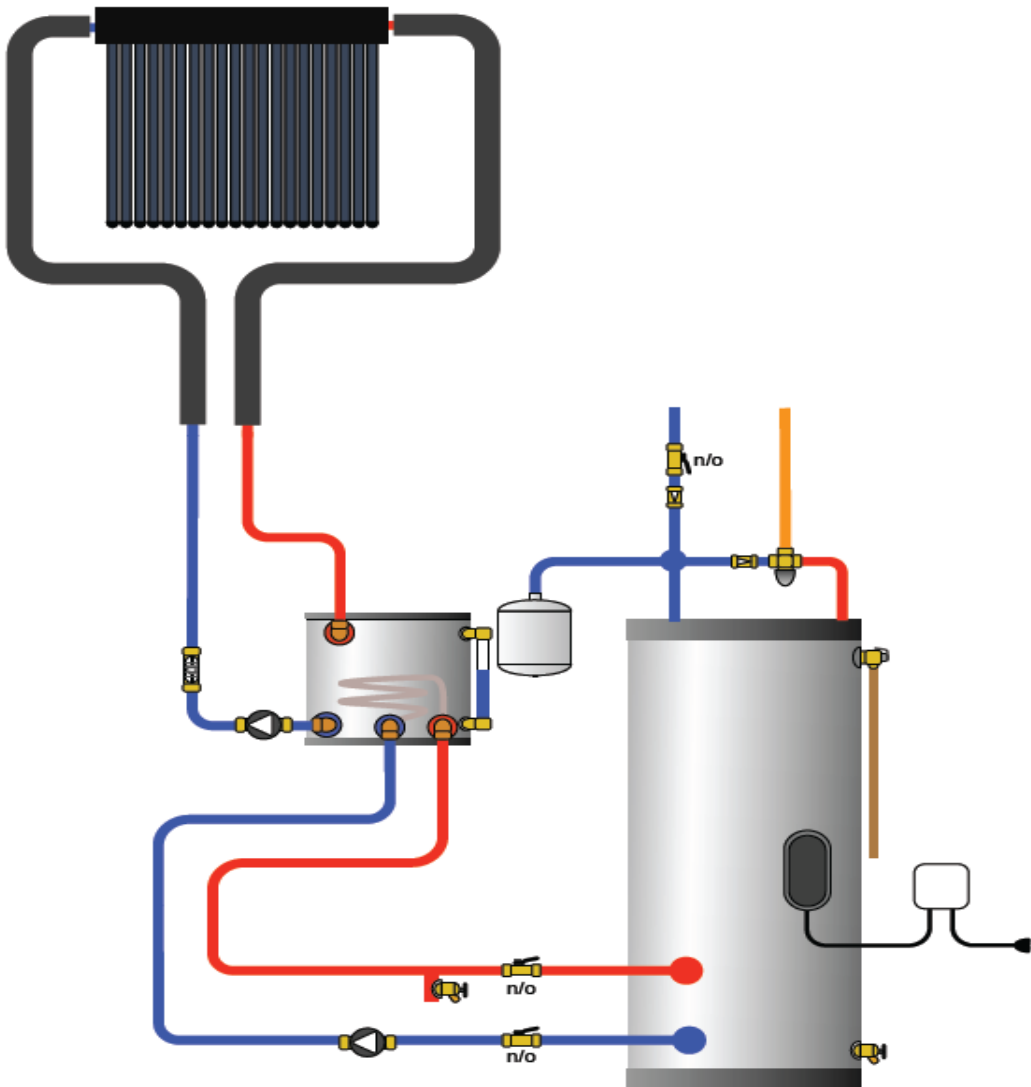
Void After: February 2014

Product: Water Heaters Solar

File No. S-7524

Issued To: APRICUS SOLAR CO., LTD.

System #15: APSS_DBACK-C_AP20_FTD-E





IAPMO RESEARCH AND TESTING, INC.

CERTIFICATE OF LISTING

Void After: February 2014

Product: Water Heaters Solar

File No. S-7524

Issued To: APRICUS SOLAR CO., LTD.

State	City	Annual Savings (kWh)	Annual Solar Fraction
AZ	Flagstaff	2,262	0.47
AZ	Phoenix	2,446	0.71
AZ	Tucson	2,469	0.68
CA	Zone01	1,625	0.37
CA	Zone02	2,123	0.51
CA	Zone03	2,115	0.51
CA	Zone04	2,212	0.54
CA	Zone05	2,169	0.52
CA	Zone06	2,249	0.56
CA	Zone07	2,207	0.56
CA	Zone08	2,300	0.59
CA	Zone09	2,269	0.58
CA	Zone10	2,351	0.61
CA	Zone11	2,243	0.56
CA	Zone12	2,308	0.56
CA	Zone13	2,329	0.60
CA	Zone14	2,584	0.65
CA	Zone15	2,533	0.75
CA	Zone16	2,132	0.47
CO	Denver	2,101	0.46
DE	Wilmington	1,733	0.40
FL	Daytona Beach	1,942	0.54
FL	Jacksonville	1,853	0.50
FL	Miami	1,921	0.59
FL	Tampa	1,973	0.57
GA	Athens	1,875	0.47
GA	Atlanta	1,898	0.47
GA	Augusta	1,865	0.47
GA	Columbus	1,858	0.48



IAPMO RESEARCH AND TESTING, INC.

CERTIFICATE OF LISTING

Void After: February 2014

Product: Water Heaters Solar

File No. S-7524

Issued To: APRICUS SOLAR CO., LTD.

GA	Macon	1,853	0.48
GA	Savannah	1,890	0.50
HI	Honolulu	2,090	0.64
IL	Chicago	1,643	0.36
IL	Springfield	1,794	0.40
KS	Topeka	1,832	0.42
KY	Lexington	1,655	0.38
LA	New Orleans	1,851	0.50
MA	Boston	1,713	0.38
MD	Baltimore	1,724	0.40
ME	Caribou	1,617	0.32
ME	Portland	1,771	0.37
MI	Lansing	1,570	0.34
MN	St. Cloud	1,756	0.35
MO	Kansas City	1,833	0.42
MO	St. Louis	1,787	0.42
MS	Jackson	1,874	0.48
MS	Meridian	1,856	0.47
MT	Billings	1,851	0.39
MT	Helena	1,749	0.36
MT	Missoula	1,589	0.33
NC	Asheville	1,808	0.42
NC	Charlotte	1,871	0.46
NC	Greensboro	1,857	0.44
NC	Raleigh	1,866	0.45
NC	Wilmington	1,852	0.47
NH	Concord	1,731	0.36
NJ	Atlantic City	1,741	0.40
NJ	Newark	1,644	0.38



IAPMO RESEARCH AND TESTING, INC.

CERTIFICATE OF LISTING

Void After: February 2014

Product: Water Heaters Solar

File No. S-7524

Issued To: APRICUS SOLAR CO., LTD.

NM	Albuquerque	2,442	0.57
NV	Elko	2,043	0.43
NV	Ely	2,272	0.47
NV	Las Vegas	2,490	0.67
NV	Reno	2,250	0.50
NV	Tonopah	2,339	0.53
NV	Winnemucca	2,087	0.46
NY	Albany	1,610	0.34
NY	Binghamton	1,505	0.31
NY	Massena	1,600	0.33
NY	New York	1,672	0.38
NY	Rochester	1,495	0.32
NY	Syracuse	1,549	0.33
OR	Zone1	1,434	0.33
OR	Zone2	1,827	0.41
OR	Zone3	1,934	0.41
PA	Erie	1,514	0.33
PA	Harrisburg	1,669	0.38
PA	Philadelphia	1,686	0.39
PA	Pittsburgh	1,516	0.34
PA	Wilkesbarre	1,536	0.33
PR	San Juan	2,014	0.65
SC	Charleston	1,907	0.49
SC	Columbia	1,887	0.48
SC	Greenville	1,880	0.46
TN	Bristol	1,680	0.39
TN	Chattanooga	1,753	0.43
TN	Knoxville	1,700	0.41
TN	Memphis	1,916	0.48
TN	Nashville	1,836	0.44



IAPMO RESEARCH AND TESTING, INC.

CERTIFICATE OF LISTING

Void After: February 2014

Product: Water Heaters Solar

File No. S-7524

Issued To: APRICUS SOLAR CO., LTD.

TX	Amarillo	2,177	0.51
TX	Austin	1,955	0.53
TX	Brownsville	1,840	0.54
TX	El Paso	2,456	0.64
TX	Fort Worth	2,006	0.53
TX	Houston	1,756	0.48
TX	Midland	2,234	0.57
TX	San Antonio	1,970	0.54
TX	Waco	1,983	0.53
UT	Cedar City	2,230	0.49
UT	Salt Lake City	1,995	0.45
VA	Norfolk	1,787	0.44
VA	Richmond	1,788	0.43
VA	Roanoke	1,782	0.42
VA	Sterling	1,733	0.40
VT	Burlington	1,604	0.33
WA	Seattle	1,363	0.30
WI	Madison	1,705	0.36
WV	Charleston	1,588	0.37
WV	Elkins	1,528	0.33
WV	Huntington	1,619	0.38



IAPMO RESEARCH AND TESTING, INC. CERTIFICATE OF LISTING

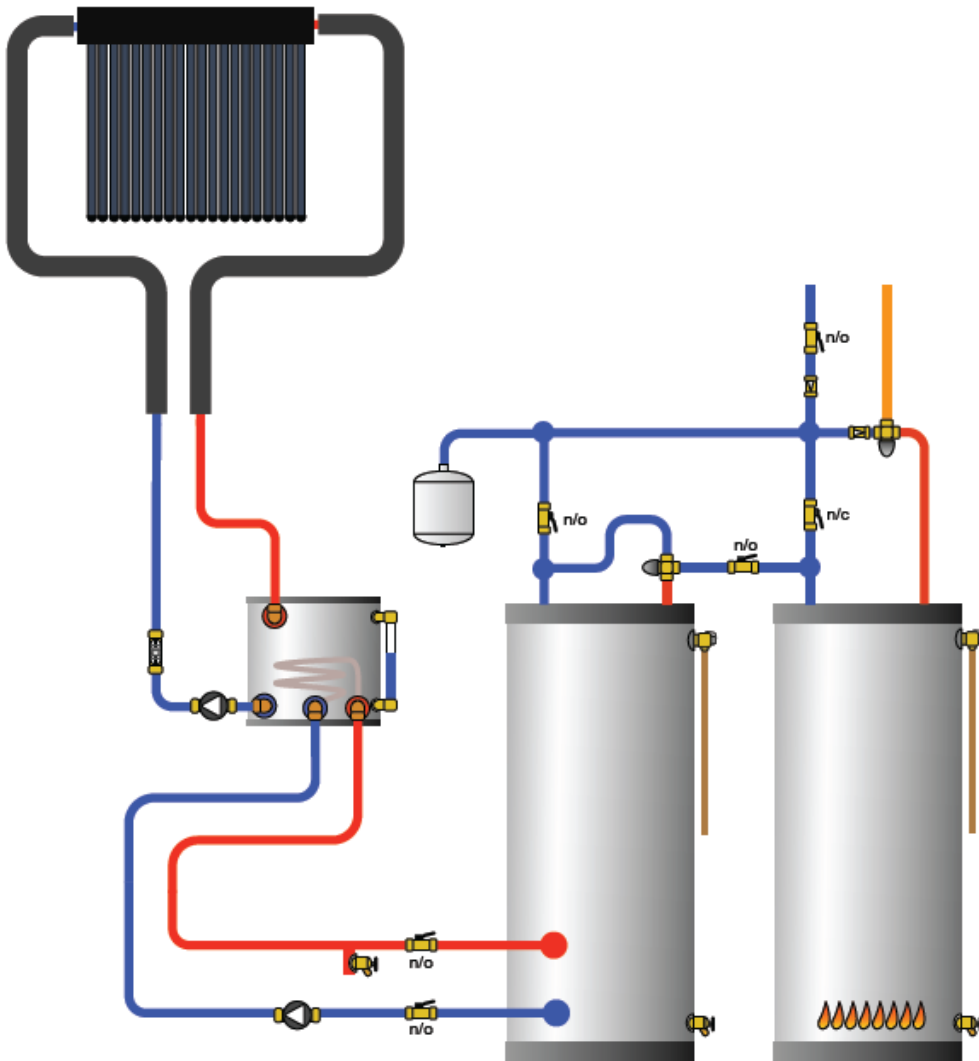
Void After: February 2014

Product: Water Heaters Solar

File No. S-7524

Issued To: APRICUS SOLAR CO., LTD.

System #16: APSS_DBACK-C_AP20_FTD_STD-G





IAPMO RESEARCH AND TESTING, INC.

CERTIFICATE OF LISTING

Void After: February 2014

Product: Water Heaters Solar

File No. S-7524

Issued To: APRICUS SOLAR CO., LTD.

State	City	Total Gas Savings (therm)	Annual Solar Fraction
AZ	Flagstaff	93	0.43
AZ	Phoenix	98	0.61
AZ	Tucson	100	0.58
CA	Zone01	67	0.33
CA	Zone02	87	0.45
CA	Zone03	87	0.45
CA	Zone04	90	0.48
CA	Zone05	89	0.46
CA	Zone06	92	0.50
CA	Zone07	90	0.49
CA	Zone08	94	0.51
CA	Zone09	92	0.51
CA	Zone10	96	0.53
CA	Zone11	91	0.49
CA	Zone12	94	0.50
CA	Zone13	94	0.53
CA	Zone14	105	0.57
CA	Zone15	102	0.64
CA	Zone16	87	0.42
CO	Denver	86	0.42
DE	Wilmington	71	0.36
FL	Daytona Beach	79	0.47
FL	Jacksonville	75	0.44
FL	Miami	77	0.50
FL	Tampa	80	0.49
GA	Athens	77	0.42
GA	Atlanta	78	0.42
GA	Augusta	76	0.41



IAPMO RESEARCH AND TESTING, INC.

CERTIFICATE OF LISTING

Void After: February 2014

Product: Water Heaters Solar

File No. S-7524

Issued To: APRICUS SOLAR CO., LTD.

GA	Columbus	76	0.42
GA	Macon	76	0.42
GA	Savannah	77	0.44
HI	Honolulu	84	0.54
IL	Chicago	68	0.33
IL	Springfield	74	0.36
KS	Topeka	75	0.38
KY	Lexington	68	0.34
LA	New Orleans	75	0.44
MA	Boston	71	0.34
MD	Baltimore	71	0.36
ME	Caribou	67	0.29
ME	Portland	73	0.34
MI	Lansing	65	0.30
MN	St. Cloud	72	0.32
MO	Kansas City	75	0.38
MO	St. Louis	73	0.37
MS	Jackson	77	0.43
MS	Meridian	76	0.42
MT	Billings	76	0.36
MT	Helena	72	0.33
MT	Missoula	65	0.30
NC	Asheville	74	0.37
NC	Charlotte	76	0.41
NC	Greensboro	76	0.39
NC	Raleigh	76	0.40
NC	Wilmington	76	0.42
NH	Concord	71	0.33
NJ	Atlantic City	72	0.36
NJ	Newark	68	0.34



IAPMO RESEARCH AND TESTING, INC.

CERTIFICATE OF LISTING

Void After: February 2014

Product: Water Heaters Solar

File No. S-7524

Issued To: APRICUS SOLAR CO., LTD.

NM	Albuquerque	100	0.51
NV	Elko	84	0.39
NV	Ely	93	0.42
NV	Las Vegas	101	0.58
NV	Reno	92	0.45
NV	Tonopah	96	0.47
NV	Winnemucca	86	0.41
NY	Albany	66	0.31
NY	Binghamton	62	0.29
NY	Massena	66	0.30
NY	New York	69	0.34
NY	Rochester	62	0.29
NY	Syracuse	64	0.30
OR	Zone1	59	0.29
OR	Zone2	75	0.37
OR	Zone3	79	0.37
PA	Erie	62	0.30
PA	Harrisburg	69	0.34
PA	Philadelphia	69	0.35
PA	Pittsburgh	63	0.30
PA	Wilkesbarre	63	0.30
PR	San Juan	81	0.54
SC	Charleston	78	0.44
SC	Columbia	77	0.42
SC	Greenville	77	0.41
TN	Bristol	69	0.35
TN	Chattanooga	72	0.38
TN	Knoxville	70	0.37
TN	Memphis	78	0.43
TN	Nashville	75	0.40



IAPMO RESEARCH AND TESTING, INC.

CERTIFICATE OF LISTING

Void After: February 2014

Product: Water Heaters Solar

File No. S-7524

Issued To: APRICUS SOLAR CO., LTD.

TX	Amarillo	89	0.45
TX	Austin	79	0.46
TX	Brownsville	74	0.46
TX	El Paso	99	0.56
TX	Fort Worth	82	0.46
TX	Houston	72	0.42
TX	Midland	91	0.50
TX	San Antonio	80	0.47
TX	Waco	81	0.46
UT	Cedar City	91	0.44
UT	Salt Lake City	82	0.40
VA	Norfolk	73	0.39
VA	Richmond	73	0.38
VA	Roanoke	73	0.38
VA	Sterling	71	0.36
VT	Burlington	66	0.30
WA	Seattle	56	0.27
WI	Madison	70	0.33
WV	Charleston	65	0.33
WV	Elkins	63	0.30
WV	Huntington	67	0.34



IAPMO RESEARCH AND TESTING, INC. CERTIFICATE OF LISTING

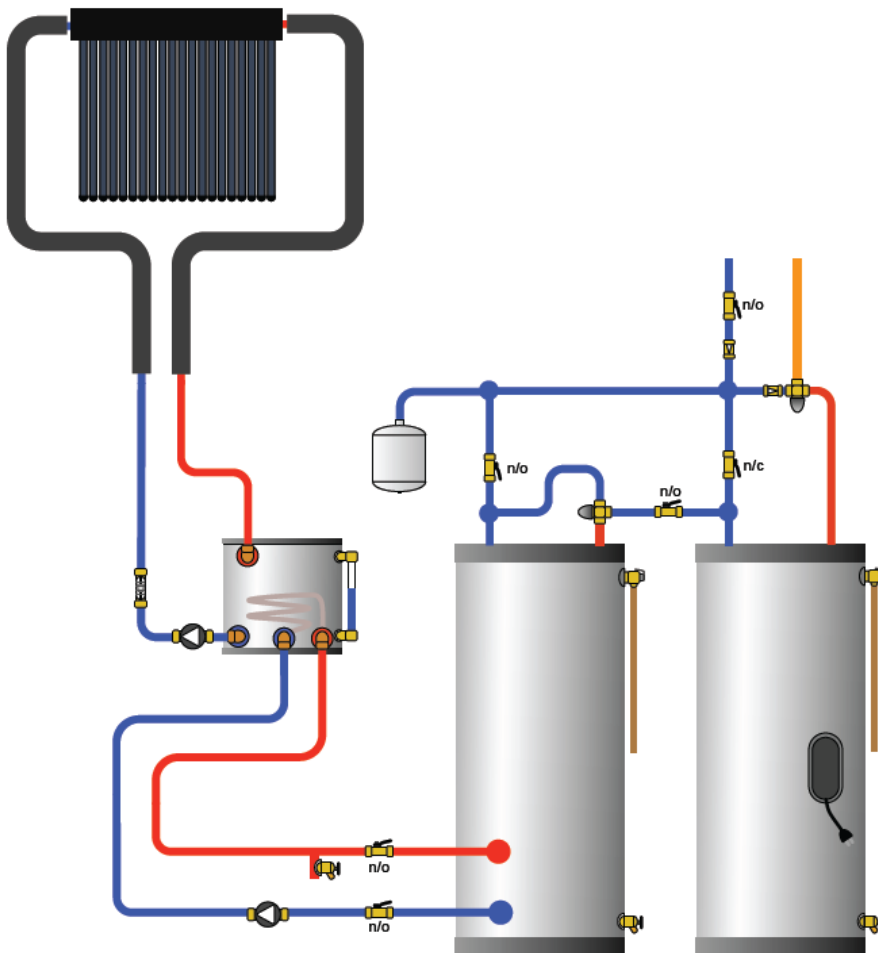
Void After: February 2014

Product: Water Heaters Solar

File No. S-7524

Issued To: APRICUS SOLAR CO., LTD.

System #17: APSS_DBACK-C_AP20_FTD_STD-E





IAPMO RESEARCH AND TESTING, INC.

CERTIFICATE OF LISTING

Void After: February 2014

Product: Water Heaters Solar

File No. S-7524

Issued To: APRICUS SOLAR CO., LTD.

State	City	Annual Savings (kWh)	Annual Solar Fraction
AZ	Flagstaff	2,117	0.43
AZ	Phoenix	2,265	0.62
AZ	Tucson	2,292	0.59
CA	Zone01	1,532	0.34
CA	Zone02	1,984	0.46
CA	Zone03	1,981	0.46
CA	Zone04	2,069	0.48
CA	Zone05	2,028	0.47
CA	Zone06	2,103	0.50
CA	Zone07	2,060	0.50
CA	Zone08	2,144	0.52
CA	Zone09	2,119	0.52
CA	Zone10	2,192	0.54
CA	Zone11	2,088	0.50
CA	Zone12	2,148	0.51
CA	Zone13	2,168	0.53
CA	Zone14	2,402	0.58
CA	Zone15	2,357	0.65
CA	Zone16	1,988	0.43
CO	Denver	1,970	0.42
DE	Wilmington	1,633	0.36
FL	Daytona Beach	1,822	0.48
FL	Jacksonville	1,744	0.45
FL	Miami	1,794	0.51
FL	Tampa	1,847	0.50
GA	Athens	1,765	0.42
GA	Atlanta	1,782	0.42
GA	Augusta	1,754	0.42
GA	Columbus	1,750	0.43



IAPMO RESEARCH AND TESTING, INC.

CERTIFICATE OF LISTING

Void After: February 2014

Product: Water Heaters Solar

File No. S-7524

Issued To: APRICUS SOLAR CO., LTD.

GA	Macon	1,745	0.43
GA	Savannah	1,779	0.45
HI	Honolulu	1,948	0.56
IL	Chicago	1,546	0.33
IL	Springfield	1,685	0.37
KS	Topeka	1,721	0.38
KY	Lexington	1,559	0.35
LA	New Orleans	1,745	0.45
MA	Boston	1,612	0.35
MD	Baltimore	1,626	0.36
ME	Caribou	1,509	0.29
ME	Portland	1,662	0.34
MI	Lansing	1,476	0.31
MN	St. Cloud	1,641	0.33
MO	Kansas City	1,721	0.39
MO	St. Louis	1,680	0.38
MS	Jackson	1,766	0.43
MS	Meridian	1,748	0.43
MT	Billings	1,732	0.36
MT	Helena	1,632	0.33
MT	Missoula	1,481	0.30
NC	Asheville	1,703	0.38
NC	Charlotte	1,757	0.41
NC	Greensboro	1,746	0.40
NC	Raleigh	1,755	0.41
NC	Wilmington	1,745	0.42
NH	Concord	1,623	0.33
NJ	Atlantic City	1,638	0.36
NJ	Newark	1,551	0.34
NM	Albuquerque	2,277	0.52



IAPMO RESEARCH AND TESTING, INC.

CERTIFICATE OF LISTING

Void After: February 2014

Product: Water Heaters Solar

File No. S-7524

Issued To: APRICUS SOLAR CO., LTD.

NV	Elko	1,910	0.40
NV	Ely	2,121	0.43
NV	Las Vegas	2,315	0.59
NV	Reno	2,100	0.45
NV	Tonopah	2,185	0.48
NV	Winnemucca	1,955	0.42
NY	Albany	1,514	0.32
NY	Binghamton	1,413	0.29
NY	Massena	1,500	0.30
NY	New York	1,574	0.35
NY	Rochester	1,407	0.30
NY	Syracuse	1,456	0.30
OR	Zone1	1,347	0.30
OR	Zone2	1,707	0.38
OR	Zone3	1,806	0.38
PA	Erie	1,424	0.30
PA	Harrisburg	1,573	0.35
PA	Philadelphia	1,588	0.35
PA	Pittsburgh	1,426	0.31
PA	Wilkesbarre	1,447	0.31
PR	San Juan	1,858	0.55
SC	Charleston	1,797	0.44
SC	Columbia	1,774	0.43
SC	Greenville	1,770	0.42
TN	Bristol	1,584	0.36
TN	Chattanooga	1,649	0.39
TN	Knoxville	1,603	0.37
TN	Memphis	1,801	0.44
TN	Nashville	1,728	0.40
TX	Amarillo	2,035	0.46



IAPMO RESEARCH AND TESTING, INC.

CERTIFICATE OF LISTING

Void After: February 2014

Product: Water Heaters Solar

File No. S-7524

Issued To: APRICUS SOLAR CO., LTD.

TX	Austin	1,831	0.47
TX	Brownsville	1,720	0.47
TX	El Paso	2,283	0.56
TX	Fort Worth	1,880	0.47
TX	Houston	1,654	0.43
TX	Midland	2,087	0.51
TX	San Antonio	1,844	0.48
TX	Waco	1,859	0.47
UT	Cedar City	2,085	0.45
UT	Salt Lake City	1,867	0.41
VA	Norfolk	1,683	0.40
VA	Richmond	1,684	0.39
VA	Roanoke	1,679	0.38
VA	Sterling	1,633	0.36
VT	Burlington	1,503	0.31
WA	Seattle	1,282	0.28
WI	Madison	1,598	0.33
WV	Charleston	1,498	0.34
WV	Elkins	1,438	0.30
WV	Huntington	1,528	0.34



IAPMO RESEARCH AND TESTING, INC. CERTIFICATE OF LISTING

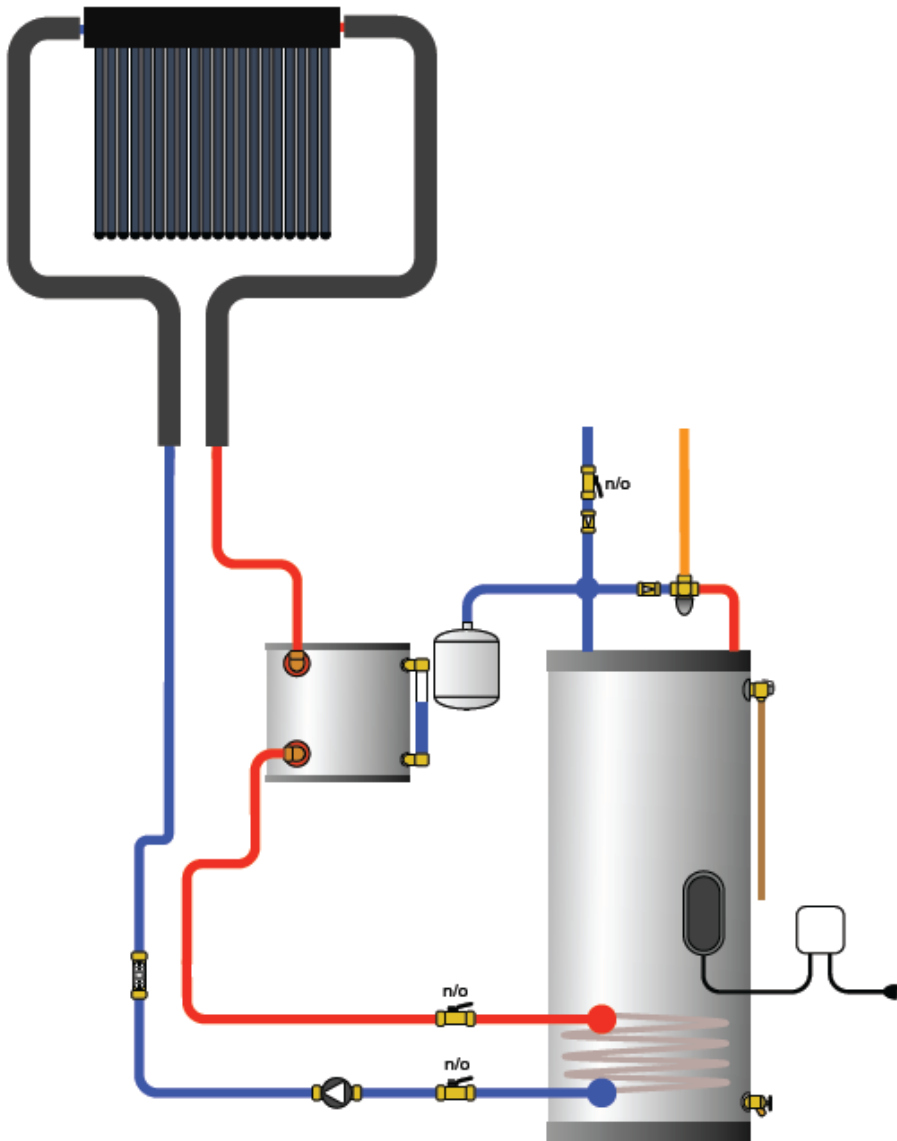
Void After: February 2014

File No. S-7524

Product: Water Heaters Solar

Issued To: APRICUS SOLAR CO., LTD.

System #18: APSS_DBACK_AP20_FTB-E





IAPMO RESEARCH AND TESTING, INC.

CERTIFICATE OF LISTING

Void After: February 2014

Product: Water Heaters Solar

File No. S-7524

Issued To: APRICUS SOLAR CO., LTD.

State	City	Annual Savings (kWh)	Annual Solar Fraction
AZ	Flagstaff	2,387	0.48
AZ	Phoenix	2,568	0.72
AZ	Tucson	2,592	0.69
CA	Zone01	1,706	0.38
CA	Zone02	2,232	0.51
CA	Zone03	2,233	0.52
CA	Zone04	2,327	0.55
CA	Zone05	2,286	0.53
CA	Zone06	2,366	0.57
CA	Zone07	2,319	0.57
CA	Zone08	2,413	0.59
CA	Zone09	2,385	0.59
CA	Zone10	2,474	0.62
CA	Zone11	2,359	0.57
CA	Zone12	2,428	0.57
CA	Zone13	2,451	0.61
CA	Zone14	2,725	0.66
CA	Zone15	2,665	0.76
CA	Zone16	2,243	0.48
CO	Denver	2,220	0.47
DE	Wilmington	1,818	0.40
FL	Daytona Beach	2,026	0.55
FL	Jacksonville	1,936	0.51
FL	Miami	2,004	0.59
FL	Tampa	2,056	0.57
GA	Athens	1,964	0.48
GA	Atlanta	1,992	0.48
GA	Augusta	1,953	0.47
GA	Columbus	1,943	0.49



IAPMO RESEARCH AND TESTING, INC.

CERTIFICATE OF LISTING

Void After: February 2014

Product: Water Heaters Solar

File No. S-7524

Issued To: APRICUS SOLAR CO., LTD.

GA	Macon	1,941	0.48
GA	Savannah	1,978	0.50
HI	Honolulu	2,176	0.65
IL	Chicago	1,721	0.36
IL	Springfield	1,882	0.41
KS	Topeka	1,925	0.43
KY	Lexington	1,731	0.38
LA	New Orleans	1,939	0.51
MA	Boston	1,802	0.39
MD	Baltimore	1,809	0.40
ME	Caribou	1,699	0.32
ME	Portland	1,861	0.38
MI	Lansing	1,643	0.34
MN	St. Cloud	1,845	0.36
MO	Kansas City	1,922	0.43
MO	St. Louis	1,874	0.42
MS	Jackson	1,963	0.49
MS	Meridian	1,942	0.48
MT	Billings	1,948	0.40
MT	Helena	1,832	0.37
MT	Missoula	1,662	0.33
NC	Asheville	1,898	0.42
NC	Charlotte	1,964	0.47
NC	Greensboro	1,946	0.45
NC	Raleigh	1,955	0.46
NC	Wilmington	1,942	0.48
NH	Concord	1,817	0.37
NJ	Atlantic City	1,826	0.40
NJ	Newark	1,726	0.38
NM	Albuquerque	2,575	0.58



IAPMO RESEARCH AND TESTING, INC.

CERTIFICATE OF LISTING

Void After: February 2014

Product: Water Heaters Solar

File No. S-7524

Issued To: APRICUS SOLAR CO., LTD.

NV	Elko	2,150	0.44
NV	Ely	2,400	0.48
NV	Las Vegas	2,621	0.68
NV	Reno	2,371	0.51
NV	Tonopah	2,469	0.54
NV	Winnemucca	2,195	0.46
NY	Albany	1,686	0.35
NY	Binghamton	1,574	0.32
NY	Massena	1,678	0.33
NY	New York	1,755	0.39
NY	Rochester	1,567	0.33
NY	Syracuse	1,624	0.34
OR	Zone1	1,500	0.33
OR	Zone2	1,917	0.42
OR	Zone3	2,029	0.42
PA	Erie	1,589	0.33
PA	Harrisburg	1,751	0.38
PA	Philadelphia	1,768	0.39
PA	Pittsburgh	1,589	0.34
PA	Wilkesbarre	1,610	0.34
PR	San Juan	2,093	0.65
SC	Charleston	2,001	0.50
SC	Columbia	1,977	0.48
SC	Greenville	1,969	0.47
TN	Bristol	1,759	0.40
TN	Chattanooga	1,832	0.43
TN	Knoxville	1,780	0.42
TN	Memphis	2,011	0.49
TN	Nashville	1,923	0.45
TX	Amarillo	2,286	0.52



IAPMO RESEARCH AND TESTING, INC.

CERTIFICATE OF LISTING

Void After: February 2014

Product: Water Heaters Solar

File No. S-7524

Issued To: APRICUS SOLAR CO., LTD.

TX	Austin	2,043	0.54
TX	Brownsville	1,916	0.54
TX	El Paso	2,585	0.65
TX	Fort Worth	2,101	0.53
TX	Houston	1,830	0.48
TX	Midland	2,348	0.58
TX	San Antonio	2,057	0.54
TX	Waco	2,074	0.53
UT	Cedar City	2,354	0.50
UT	Salt Lake City	2,097	0.46
VA	Norfolk	1,876	0.44
VA	Richmond	1,874	0.43
VA	Roanoke	1,868	0.43
VA	Sterling	1,817	0.40
VT	Burlington	1,682	0.34
WA	Seattle	1,426	0.31
WI	Madison	1,791	0.37
WV	Charleston	1,662	0.37
WV	Elkins	1,599	0.33
WV	Huntington	1,693	0.38



IAPMO RESEARCH AND TESTING, INC. CERTIFICATE OF LISTING

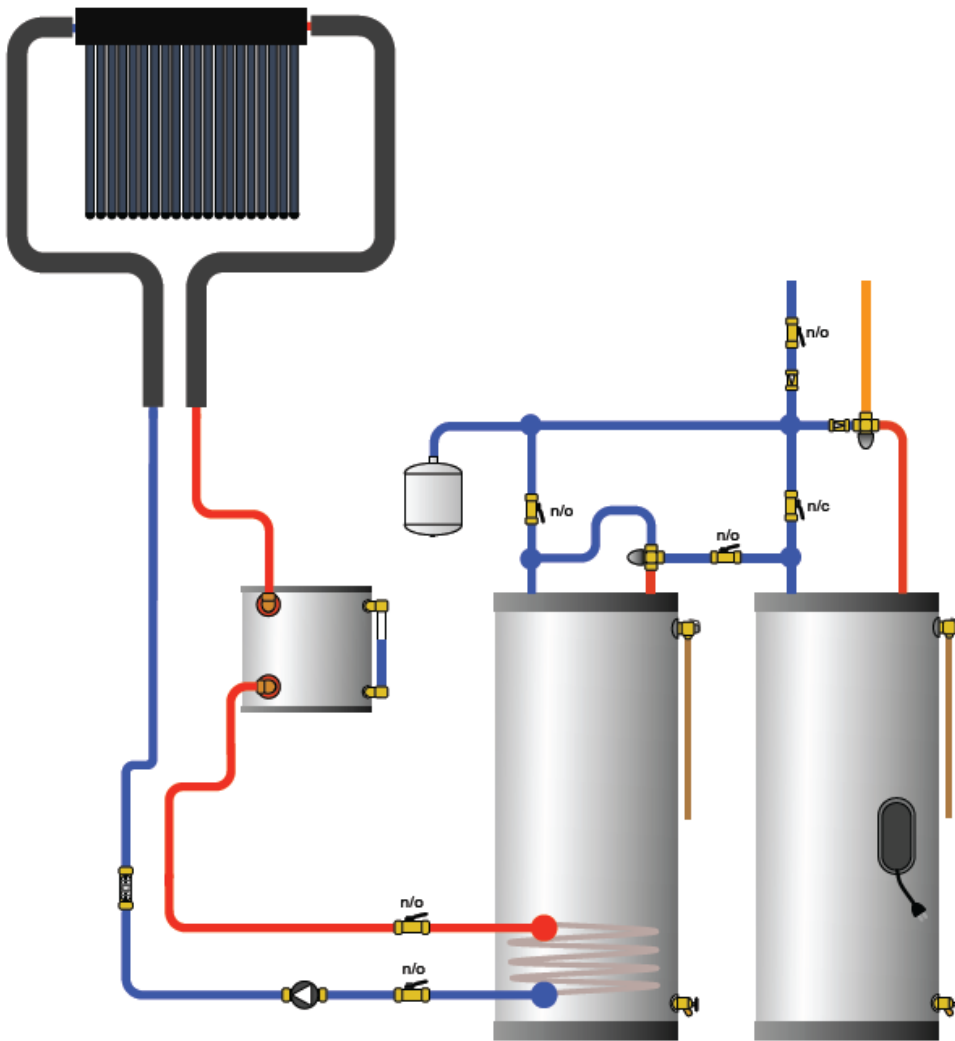
Void After: February 2014

Product: Water Heaters Solar

File No. S-7524

Issued To: APRICUS SOLAR CO., LTD.

System #19: APSS_DBACK_AP20_FTB_STD-E





IAPMO RESEARCH AND TESTING, INC.

CERTIFICATE OF LISTING

Void After: February 2014

Product: Water Heaters Solar

File No. S-7524

Issued To: APRICUS SOLAR CO., LTD.

State	City	Annual Savings (kWh)	Annual Solar Fraction
AZ	Flagstaff	2,188	0.45
AZ	Phoenix	2,331	0.64
AZ	Tucson	2,360	0.61
CA	Zone01	1,570	0.35
CA	Zone02	2,047	0.47
CA	Zone03	2,043	0.47
CA	Zone04	2,131	0.50
CA	Zone05	2,088	0.48
CA	Zone06	2,166	0.52
CA	Zone07	2,119	0.51
CA	Zone08	2,206	0.54
CA	Zone09	2,182	0.54
CA	Zone10	2,260	0.56
CA	Zone11	2,158	0.51
CA	Zone12	2,222	0.52
CA	Zone13	2,238	0.55
CA	Zone14	2,486	0.60
CA	Zone15	2,435	0.67
CA	Zone16	2,060	0.44
CO	Denver	2,034	0.43
DE	Wilmington	1,673	0.37
FL	Daytona Beach	1,854	0.49
FL	Jacksonville	1,773	0.46
FL	Miami	1,821	0.52
FL	Tampa	1,877	0.51
GA	Athens	1,803	0.43
GA	Atlanta	1,828	0.43



IAPMO RESEARCH AND TESTING, INC.

CERTIFICATE OF LISTING

Void After: February 2014

Product: Water Heaters Solar

File No. S-7524

Issued To: APRICUS SOLAR CO., LTD.

GA	Augusta	1,793	0.43
GA	Columbus	1,787	0.44
GA	Macon	1,782	0.44
GA	Savannah	1,815	0.46
HI	Honolulu	1,980	0.57
IL	Chicago	1,588	0.34
IL	Springfield	1,734	0.38
KS	Topeka	1,768	0.39
KY	Lexington	1,596	0.35
LA	New Orleans	1,775	0.46
MA	Boston	1,658	0.36
MD	Baltimore	1,666	0.37
ME	Caribou	1,564	0.30
ME	Portland	1,714	0.35
MI	Lansing	1,514	0.31
MN	St. Cloud	1,695	0.34
MO	Kansas City	1,768	0.40
MO	St. Louis	1,722	0.39
MS	Jackson	1,803	0.44
MS	Meridian	1,784	0.43
MT	Billings	1,785	0.37
MT	Helena	1,683	0.34
MT	Missoula	1,529	0.31
NC	Asheville	1,747	0.39
NC	Charlotte	1,801	0.42
NC	Greensboro	1,792	0.41
NC	Raleigh	1,798	0.42
NC	Wilmington	1,784	0.43
NH	Concord	1,674	0.34
NJ	Atlantic City	1,679	0.37



IAPMO RESEARCH AND TESTING, INC.

CERTIFICATE OF LISTING

Void After: February 2014

Product: Water Heaters Solar

File No. S-7524

Issued To: APRICUS SOLAR CO., LTD.

NJ	Newark	1,589	0.35
NM	Albuquerque	2,359	0.53
NV	Elko	1,973	0.41
NV	Ely	2,201	0.44
NV	Las Vegas	2,393	0.61
NV	Reno	2,173	0.46
NV	Tonopah	2,259	0.49
NV	Winnemucca	2,017	0.43
NY	Albany	1,552	0.32
NY	Binghamton	1,449	0.30
NY	Massena	1,548	0.31
NY	New York	1,612	0.36
NY	Rochester	1,443	0.30
NY	Syracuse	1,497	0.31
OR	Zone1	1,376	0.30
OR	Zone2	1,760	0.39
OR	Zone3	1,866	0.39
PA	Erie	1,461	0.31
PA	Harrisburg	1,614	0.35
PA	Philadelphia	1,628	0.36
PA	Pittsburgh	1,460	0.31
PA	Wilkesbarre	1,483	0.31
PR	San Juan	1,889	0.57
SC	Charleston	1,835	0.45
SC	Columbia	1,813	0.44
SC	Greenville	1,810	0.43
TN	Bristol	1,621	0.36
TN	Chattanooga	1,686	0.40
TN	Knoxville	1,637	0.38
TN	Memphis	1,846	0.45



IAPMO RESEARCH AND TESTING, INC.

CERTIFICATE OF LISTING

Void After: February 2014

Product: Water Heaters Solar

File No. S-7524

Issued To: APRICUS SOLAR CO., LTD.

TN	Nashville	1,773	0.41
TX	Amarillo	2,100	0.47
TX	Austin	1,869	0.48
TX	Brownsville	1,744	0.48
TX	El Paso	2,358	0.58
TX	Fort Worth	1,926	0.48
TX	Houston	1,678	0.44
TX	Midland	2,147	0.52
TX	San Antonio	1,880	0.49
TX	Waco	1,900	0.48
UT	Cedar City	2,153	0.46
UT	Salt Lake City	1,926	0.42
VA	Norfolk	1,723	0.40
VA	Richmond	1,723	0.40
VA	Roanoke	1,720	0.39
VA	Sterling	1,673	0.37
VT	Burlington	1,547	0.31
WA	Seattle	1,312	0.28
WI	Madison	1,648	0.34
WV	Charleston	1,531	0.34
WV	Elkins	1,475	0.31
WV	Huntington	1,559	0.35



IAPMO RESEARCH AND TESTING, INC. CERTIFICATE OF LISTING

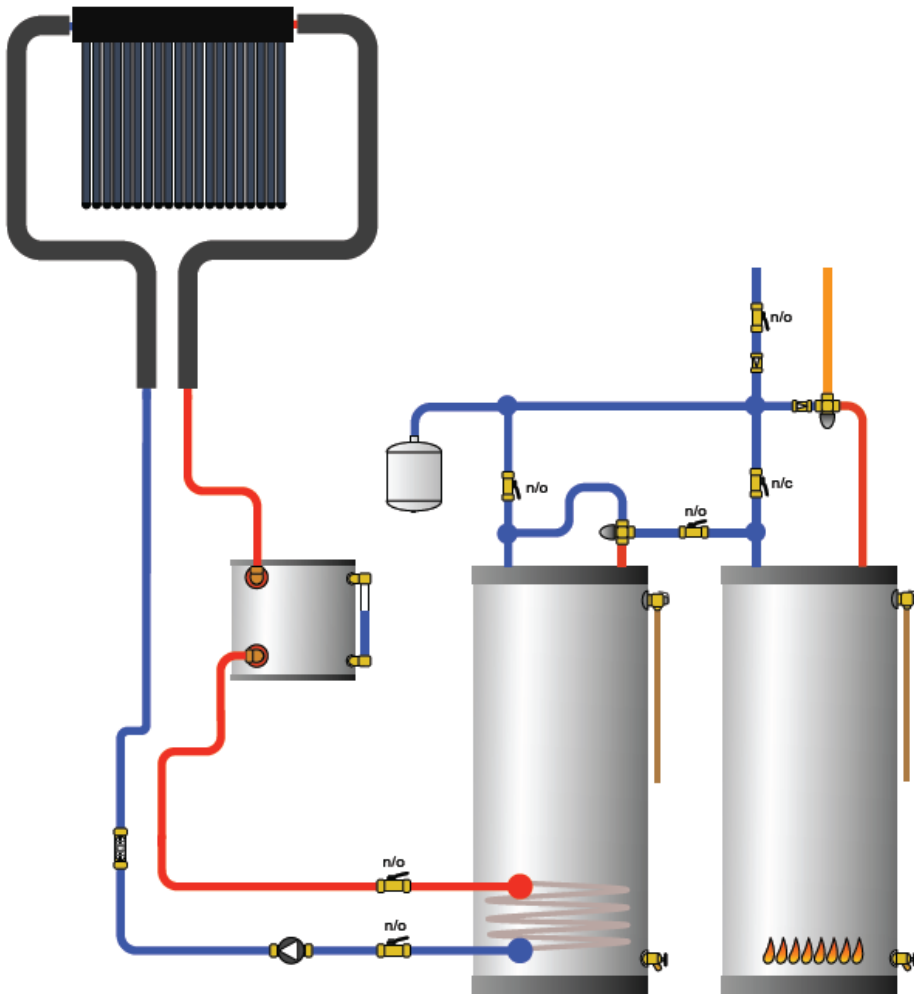
Void After: February 2014

Product: Water Heaters Solar

File No. S-7524

Issued To: APRICUS SOLAR CO., LTD.

System #20: APSS_DBACK_AP20_FTB_STD-G





IAPMO RESEARCH AND TESTING, INC.

CERTIFICATE OF LISTING

Void After: February 2014

Product: Water Heaters Solar

File No. S-7524

Issued To: APRICUS SOLAR CO., LTD.

State	City	Total Gas Savings (therm)	Annual Solar Fraction
AZ	Flagstaff	97	0.45
AZ	Phoenix	103	0.64
AZ	Tucson	105	0.62
CA	Zone01	69	0.35
CA	Zone02	91	0.47
CA	Zone03	91	0.47
CA	Zone04	95	0.50
CA	Zone05	93	0.48
CA	Zone06	96	0.52
CA	Zone07	94	0.52
CA	Zone08	98	0.54
CA	Zone09	97	0.54
CA	Zone10	100	0.56
CA	Zone11	96	0.52
CA	Zone12	99	0.53
CA	Zone13	99	0.55
CA	Zone14	110	0.60
CA	Zone15	108	0.68
CA	Zone16	91	0.44
CO	Denver	90	0.43
DE	Wilmington	74	0.37
FL	Daytona Beach	82	0.49
FL	Jacksonville	79	0.46
FL	Miami	81	0.52
FL	Tampa	83	0.51
GA	Athens	80	0.43
GA	Atlanta	81	0.44
GA	Augusta	80	0.43
GA	Columbus	79	0.44



IAPMO RESEARCH AND TESTING, INC.

CERTIFICATE OF LISTING

Void After: February 2014

Product: Water Heaters Solar

File No. S-7524

Issued To: APRICUS SOLAR CO., LTD.

GA	Macon	79	0.44
GA	Savannah	80	0.46
HI	Honolulu	88	0.57
IL	Chicago	70	0.34
IL	Springfield	77	0.38
KS	Topeka	79	0.39
KY	Lexington	71	0.36
LA	New Orleans	79	0.46
MA	Boston	74	0.36
MD	Baltimore	74	0.37
ME	Caribou	70	0.30
ME	Portland	76	0.35
MI	Lansing	67	0.32
MN	St. Cloud	75	0.34
MO	Kansas City	78	0.40
MO	St. Louis	76	0.39
MS	Jackson	80	0.45
MS	Meridian	79	0.44
MT	Billings	79	0.37
MT	Helena	75	0.34
MT	Missoula	68	0.31
NC	Asheville	78	0.39
NC	Charlotte	80	0.43
NC	Greensboro	80	0.41
NC	Raleigh	80	0.42
NC	Wilmington	79	0.44
NH	Concord	74	0.34
NJ	Atlantic City	75	0.37
NJ	Newark	71	0.35
NM	Albuquerque	105	0.54



IAPMO RESEARCH AND TESTING, INC.

CERTIFICATE OF LISTING

Void After: February 2014

Product: Water Heaters Solar

File No. S-7524

Issued To: APRICUS SOLAR CO., LTD.

NV	Elko	88	0.41
NV	Ely	98	0.44
NV	Las Vegas	106	0.62
NV	Reno	96	0.47
NV	Tonopah	100	0.49
NV	Winnemucca	89	0.43
NY	Albany	69	0.32
NY	Binghamton	64	0.30
NY	Massena	68	0.31
NY	New York	72	0.36
NY	Rochester	64	0.30
NY	Syracuse	66	0.31
OR	Zone1	61	0.30
OR	Zone2	78	0.39
OR	Zone3	83	0.39
PA	Erie	65	0.31
PA	Harrisburg	72	0.35
PA	Philadelphia	72	0.36
PA	Pittsburgh	65	0.32
PA	Wilkesbarre	66	0.31
PR	San Juan	84	0.57
SC	Charleston	82	0.46
SC	Columbia	81	0.44
SC	Greenville	80	0.43
TN	Bristol	72	0.37
TN	Chattanooga	75	0.40
TN	Knoxville	73	0.38
TN	Memphis	82	0.45
TN	Nashville	79	0.41
TX	Amarillo	93	0.47



IAPMO RESEARCH AND TESTING, INC.

CERTIFICATE OF LISTING

Void After: February 2014

Product: Water Heaters Solar

File No. S-7524

Issued To: APRICUS SOLAR CO., LTD.

TX	Austin	83	0.49
TX	Brownsville	78	0.48
TX	El Paso	105	0.59
TX	Fort Worth	86	0.48
TX	Houston	75	0.44
TX	Midland	95	0.52
TX	San Antonio	84	0.49
TX	Waco	84	0.48
UT	Cedar City	96	0.46
UT	Salt Lake City	85	0.42
VA	Norfolk	76	0.41
VA	Richmond	77	0.40
VA	Roanoke	76	0.39
VA	Sterling	74	0.37
VT	Burlington	69	0.32
WA	Seattle	58	0.29
WI	Madison	73	0.34
WV	Charleston	68	0.34
WV	Elkins	65	0.31
WV	Huntington	69	0.35